

ANALYSIS & FINDINGS OF BASELINE SURVEY CONDUCTED FOR IMPLEMENTATION OF MOBILE HEALTH CARE PROGRAMME FOR THE COMMUNITY WITH FOCUS ON ELDERLY HOUSEHOLDS

UNIT: LUHRI 1 (MMU MIS LOCATION CODE: 1233)

Project Background

Luhri is a small town on the banks of river Setluj in District Kullu, Himachal Pradesh India. This town is around 100 km north of the capital of Himachal Pradesh, Shimla. Luhri serves as a small pit stop for people from this part of the World as this place connects to smaller and bigger cities like Rampur, Shimla, Kullu and Mandi, nearby smaller town and villages like Ani, Dalash and Nither.

The activities of the Luhri H.E. project are confined to three districts, Shimla, Mandi and Kullu. Rampur, Nankhari, Kumarsain, Sunni and Shimla Rural fall in Shimla district. Some of the project components (powerhouse, head race tunnel) fall under Karsog tehsil of Mandi district. The components like adits, roads and head race tunnel fall in two tehsils, Ani and Nermand of Kullu district. The proposed project envisages generation of 775 MW of electricity utilizing waters of Satluj River a major tributary of Indus basin, in Shimla/Kullu/Mandi district of Himachal Pradesh in North India. The project is designed as a standalone run of the river project. The project consists of 86 m high concrete gravity dam at Nirath covering areas between Shimla and Kullu districts. An underground powerhouse at Marola in Mandi district is located around 40 km downstream of the dam site. The water will be diverted by a 38.138 km long head race tunnel.

The total population of the affected families is 9674 and the project is likely to affect around 24 villages directly and there are around 168 villages in the vicinity (within 10 km radius of dam and powerhouse). The Memorandum of Understanding for execution of Luhri project was signed with the Government of Himachal Pradesh on October 27, 2008.

Salient Features of the proposed Luhri H.E. project in Himachal Pradesh.	
Location	State Himachal Pradesh
Districts	Kullu, Mandi and Shimla
River	Satluj
Vicinity	Dam near village Nirath on NH-22 and Powerhouse near village Marola on right bank of Satluj river

Villages located within 10 km radius from project sites

Around 168 villages are located in the 10 km radius of the proposed dam and powerhouse sites. One hundred and six villages fall within the 10 km radial area from powerhouse and the remaining 62 villages are located around the dam site/ reservoir area. Total population of these villages is 68,463 which belong to 14,574 households. Maximum number of villages located in the 10 km radius come under the jurisdiction of Sunni tehsil of Shimla district. Average literacy rate in the villages under discussion is 75.8% with

maximum in the villages of Kumarsain tehsil. The literacy is considerably higher among the male population. The average literacy rate is slightly lower than the State average, but higher than the averages of Shimla, Mandi and Kullu districts. A primary school, on an average, provides educational facilities to 85 families in these vicinity villages, which increases to 208, 560 and 1619 families for a middle, a secondary and a senior secondary school, respectively.

Rice, wheat, maize, pulses and millets are the main agricultural crops of these vicinity villages. Apple is the main cash crop of the villages located at higher elevations, while in the valleys plums and almonds are grown commercially. The total work force in these villages accounts for 59.5% of the total population, of which the main workers constitute 42.7% of the total population. The total land of these vicinity villages is around 24,765 ha of which 10,208 ha is used for farming and cultivation (41.2%).

Healthcare facilities are inadequate in these villages and the residents go to Shimla, Rampur or Karsog to avail the hospital facilities. A health centre is located at Nermand, while Primary health centres (PHCs) are located in 9 villages namely Kotgarh, Tharu, Naldera, Baldehan, Kot, Nermand, Neether, Digidhar and Dalash.

All the villages in the 10 km radius are electrified and except a few villages are connected to the national and state highways and link roads. Villages on the right bank, like Marola and Parlog do not have any approach road. All the villages avail water supply and the inhabitants also use spring water, river water and ground water. Major part of the area is covered by the telephone connectivity.

Geographical Coverage of Project Luhri 1 MMU:

District	Block	Site	GPs / Villages / Hamlets Covered
SHIMLA	BASANTPUR	BASANTPUR	BASANTPUR, KALVI, MADHYALU, MAJALU, JUNGLE DEHTI, TAMRODU, KAROG, NALTU, NADUKHAR, TAROR, AMBLI, JUNGLE AMBERY, KAMLA, DUNGARI, PANERA, TILKAR, MAJELO, KOTHISAIR, KARYARTOO, KANLADUNGRI, SHETHVI, AWAL, PIRGLI, SHIVI
SHIMLA	BASANTPUR	BATHORA	BATHORA
SHIMLA	BASANTPUR	BHARARA	BHARARA GP KARYALI, BHARARA, JAISHI, GP OGLI, TAHAL, GP PARLOG BALAWAG, MAGAN
SHIMLA	BASANTPUR	CHEBRI	MUGNA, CHOKI, HARLOTI CHEBRI, PADEHN, SHILH, DHARTU, DHUNOLI, CHOWKI,
SHIMLA	BASANTPUR	JAISHI	JAISHA
SHIMLA	BASANTPUR	KARYALI	KAARYLI, MANDAP, KHUN, NARAD, SAAL, DARBHA, DROL, NALAH, JUNGLE KARYAL, JUNGAL DRABLA, MANDYALU, GRON

District	Block	Site	GPs / Villages / Hamlets Covered
SHIMLA / MANDI	BASANTPUR / KARSOG	LUNSU	LUNSU, MUGNA, CHOKI, HARLOTI, GP BINDLA BINDLA, TALEHN, KHADEHN, MAROLA, BHORA, BULU, KAREL, BDHAVAL, MASHANALA, ROPDU, DABRU, CHINTALA, DEVRIDHAR, KHAO
SHIMLA	BASANTPUR	MALGI	MALGI,
SHIMLA	BASANTPUR	OGALI	KOTHI, OGALI, SAINTHAL, GUNVA, CHAVANAL, JALOG BAGI THAINCH, SHETHVI, MANAND, SHARARA, MANDAP, SAL, MATEOG, THARU, JHROBA, SUMA BAGI
SHIMLA	BASANTPUR	PANDOA	ANU, KAYALU, JUNGLE AISHA GRAINA, JUNGLE KAYALU, JUNGLE SAING, JUNGLE ANU PANDOA, MAKLOG, SAING, GRAINA BAROTA

Analysis of baseline

Baseline survey covered a total of 3591 households covering a population of 10,470 of which 51.3% are males and 48.7% are females. The percentage of elderly was found to be 14.4% of which the proportion of males and females were found almost equal (7.3% males and 7.1% females). For age-wise break up of population surveyed, please see table 2.1 and 1.1 and fig. 1 and 2 below. The households below poverty line were found almost 29%. Majority of people belonged to general caste (78.2%) and the share of scheduled caste was 22%.

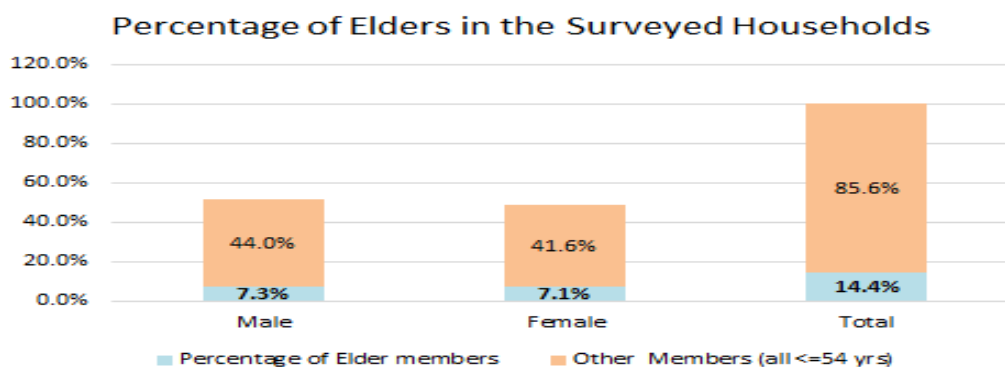


Figure-1: Percentage of Elders in the Surveyed Households

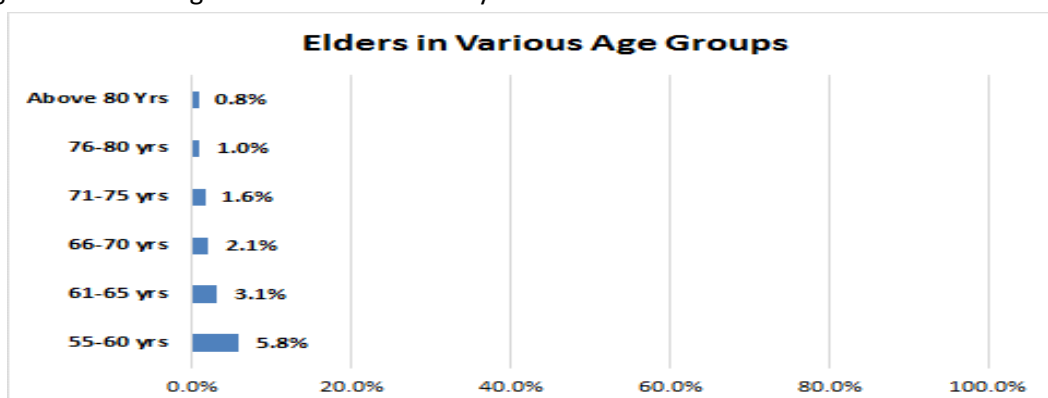


Figure-2: Percentage of Elders in Various Age Groups out of total population

Educational Status of Elders

Available data on educational status reveal that majority of them are literates (73.4%) while illiterates are 26.6%. Among the literates 17.7% are matriculates, 2.5% are Intermediate, and 3.7% are Graduates, 1.1% are post graduates while other categories like diploma etc. are insignificant in percentage terms. A major chunk of the elders are literate and have an educational status of below matriculation (48.2%). Details are available in Table 3.1 to Table 3.8.

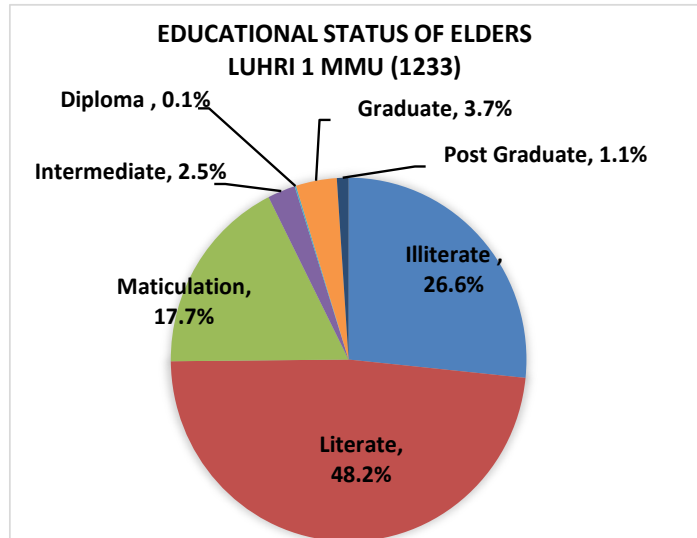


Figure-3: Educational Achievements among Elders

Occupation, working and non-working status of the elderly

As per our survey, over 33% of the elders were found to be working. Of this, 27.8% are males and the remaining 5.3% are females. A sizeable number of elderly are pension holders (23%) of which 16% are males and 7% are females. Of the total elderly, over 18% are found to be not engaging in economically productive work and almost 25% of the elderly women are house-wives and not economically engaged in any work. Around 2% of the elderly are engaged in small businesses and approximately 10% are engaged in the service sector. For details, please refer to Table 4.1 and 4.2.

Disability

More than 4% of the elderly were found to be having one of the other kinds of disability. Of this, 1.19% were found blind, 1% with hearing impairment, 1% with movement related difficulties and the remaining with mental issues. Further details are available in Fig. 4 below and Table 5.1 to Table 5.7.

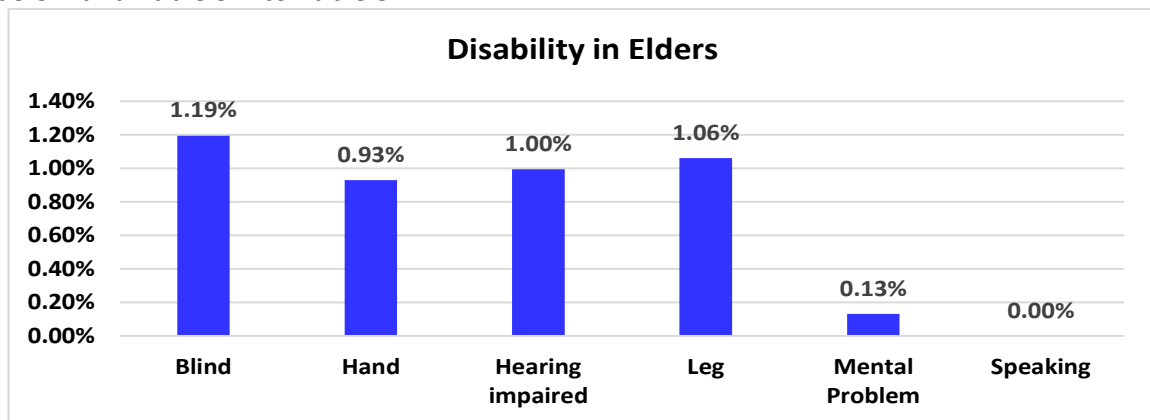


Figure-4: Disability in Elders

Habits among Elders

The analysis of habits of the elderly revealed that almost 15% of the elderly have smoking habits, over 7% use alcohol. Use of Tobacco and related products was found negligible or almost non-existent. Pl refer to Fig. 5 and Tables 6.1 to 6.8

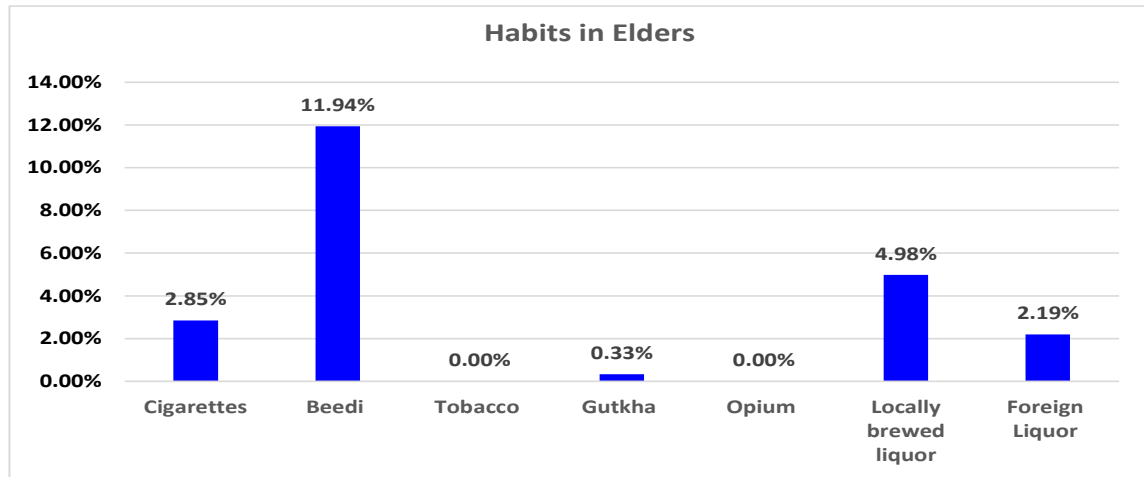


Figure-5: Habits in Elders

Disease Profile of Elders

The analysis of disease profile among the elders shows that more than 34% of the elderly suffer from joint pain of this over 18% are males and 16% are females. The other major disease is hypertension (>14%), asthma and allergy (>7%). Other associated disease morbidity like heart problems <2%, diabetes, ulcer, etc. are less than 1%. Further details are available in Table 7.1 to Table 7.9. These are self-reported disease profile of the elderly. In most cases, the actual disease profile is not revealed during interviews. The MMU performance data and diseases treated could provide a more realistic picture.

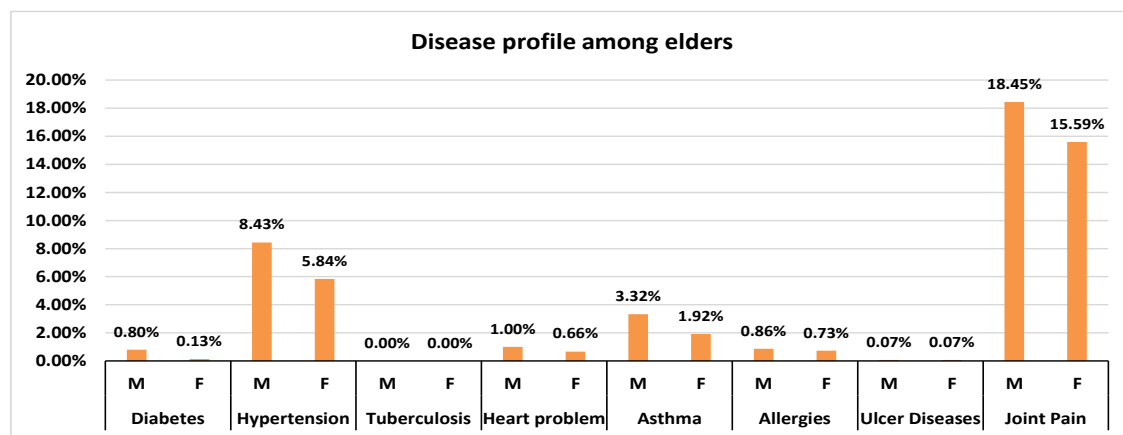


Figure-6: Disease Profile of Elders

Further details on all the aspects related to elders are available in the tables presented below.

Region: North	District: Shimla
MMU MIS Location Code: 1233	Block/Mandal: Sunni
Unit Name: Luhri 1 MMU	No. of Identified Site(s): 10

1. Total elderly households: Luhri 1 MMU (1233)

Table-1.1: Status of Total Elderly Households

District : Shimla		Family Status			Caste wise Family Distribution					
Block	Site	BPL	APL	Total	Gen	SC	ST	OBC	Other	Total
Sunni	BASANTPUR	85	314	399	285	114	0	0	0	399
	BATHORA	11	17	28	24	4	0	0	0	28
	BHARARA	33	33	66	45	21	0	0	0	66
	CHEBRI	42	97	139	135	4	0	0	0	139
	JAISHI	3	5	8	3	5	0	0	0	8
	KARYALI	80	127	207	172	35	0	0	0	207
	LUNSU	9	33	42	36	2	0	4	0	42
	MALGI	5	16	21	20	1	0	0	0	21
	OGALI	23	54	77	48	29	0	0	0	77
	PANDOA	20	64	84	69	15	0	0	0	84
	Total	311	760	1071	837	230	0	4	0	1071
	Percentage	29%	71%	100%	78.2%	21.5%	0.0%	0.4%	0.0%	100%

2. Overview of Family Members: Luhri 1 MMU (1233)

Table-2.1: Overall Family Members

Family Members	Male	Female	Total
Elder Members >=55 yrs	764	743	1507
Other Members (all <=54 yrs)	4,609	4,354	8963
Total Members	5373	5097	10470
Total members (%)	51.3%	48.7%	100.0%
Percentage of Elder members	7.3%	7.1%	14.4%

Table-2.2: Site wise status of Elders by Age group

Site	Elders 55-60 yrs		Elders 61-65 yrs		Elders 66-70 yrs		Elders 71-75 yrs		Elders 76-80 yrs		Elders >= 80 Yrs	
	M	F	M	F	M	F	M	F	M	F	M	F
BASANTPUR	133	102	65	64	35	43	23	26	19	28	14	15
BATHORA	10	4	3	1	0	4	3	4	2	0	2	2
BHARARA	21	25	8	8	6	6	4	10	6	1	4	1
CHEBRI	28	48	22	21	22	11	11	14	6	2	11	8
JAISHI	3	0	0	2	0	2	1	1	1	0	0	0
KARYALI	57	52	29	28	30	26	18	14	7	7	5	10
LUNSU	14	13	4	9	5	3	7	2	4	2	1	0
MALGI	1	8	6	5	0	1	3	0	2	0	1	0
OGALI	17	18	14	10	7	4	10	5	2	2	3	2
PANDOA	17	35	20	8	7	3	3	12	5	5	2	6
Total	301	305	171	156	112	103	83	88	54	47	43	44
% of elders	2.9%	2.9%	1.6%	1.5%	1.1%	1.0%	0.8%	0.8%	0.5%	0.4%	0.4%	0.4%

Table-2.3: Total Elders by Age group

Total Elders by Age	Elders 55-60 yrs	Elders 61-65 yrs	Elders 66-70 yrs	Elders 71-75 yrs	Elders 76-80 yrs	Elders above 80 Yrs	Total Elders
Total Elders by Age	606	327	215	171	101	87	1507
%age Elder by Age	40%	22%	14%	11%	7%	6%	100%

3. Educational Status of Elders: Unit – Luhri 1 MMU (1233)

Table-3.1: Summary of Educational Status of Elders

Site	Illiterate	Literate	Matriculation	Intermediate	Diploma	Graduate	Post Graduate
BASANTPUR	168	209	144	0	0	31	15
BATHORA	1	28	5	0	0	1	0
BHARARA	0	85	6	4	0	5	0
CHEBRI	76	95	24	2	2	4	1
JAISHI	0	9	1	0	0	0	0
KARYALI	17	188	40	24	0	14	0
LUNSU	48	2	11	3	0	0	0
MALGI	20	5	2	0	0	0	0
OGALI	63	19	9	2	0	1	0
PANDOA	8	87	25	3	0	0	0
Total	401	727	267	38	2	56	16
%	27%	48%	18%	3%	0%	4%	1%

Site-wise Educational Status of Elders under age category

Table-3.2: Illiterate Elders

Site	Age 55-60 yrs		Age 61-65 Yrs		Age 66 -70 Yrs		Age 71-75 Yrs		Age 76-80 Yrs		Age above 80 Yrs	
	M	F	M	F	M	F	M	F	M	F	M	F
BASANTPUR	7	24	8	28	8	28	6	17	5	19	6	12
BATHORA	0	1	0	0	0	0	0	0	0	0	0	0
BHARARA	0	0	0	0	0	0	0	0	0	0	0	0
CHEBRI	2	16	5	15	4	8	1	9	1	0	9	6
JAISHI	0	0	0	0	0	0	0	0	0	0	0	0
KARYALI	2	1	1	2	0	6	1	2	0	1	0	1
LUNSU	7	13	2	8	3	3	5	2	2	2	1	0
MALGI	0	8	2	5	0	1	1	0	2	0	1	0
OGALI	5	16	8	8	3	3	6	5	2	2	3	2
PANDOA	0	2	1	2	0	0	0	2	0	1	0	0
Total	23	81	27	68	18	49	20	37	12	25	20	21

Table-3.3: Literate Elders

Site	Age 55-60 yrs		Age 61-65 Yrs		Age 66 -70 Yrs		Age 71-75 Yrs		Age 76-80 Yrs		Age above 80 Yrs	
	M	F	M	F	M	F	M	F	M	F	M	F
BASANTPUR	51	60	14	30	8	11	7	6	9	8	3	2
BATHORA	7	3	3	1	0	4	0	4	2	0	2	2
BHARARA	12	23	5	8	6	6	3	10	6	1	4	1
CHEBRI	19	30	5	5	14	3	6	5	4	2	1	1
JAISHI	2	0	0	2	0	2	1	1	1	0	0	0
KARYALI	24	45	13	24	17	19	11	12	5	6	4	8
LUNSU	0	0	1	1	0	0	0	0	0	0	0	0
MALGI	1	0	3	0	0	0	1	0	0	0	0	0
OGALI	6	2	4	2	2	1	2	0	0	0	0	0
PANDOA	10	29	10	6	5	3	3	8	5	3	0	5
Total	132	192	58	79	52	49	34	46	32	20	14	19

Table-3.4: Elders with Matriculation

Site	Age 55-60 yrs		Age 61-65 Yrs		Age 66 -70 Yrs		Age 71-75 Yrs		Age 76-80 Yrs		Age above 80 Yrs	
	M	F	M	F	M	F	M	F	M	F	M	F
BASANTPUR	56	15	33	4	17	3	5	3	3	1	3	1
BATHORA	2	0	0	0	0	0	3	0	0	0	0	0
BHARARA	5	1	0	0	0	0	0	0	0	0	0	0
CHEBRI	5	1	10	1	2	0	4	0	0	0	1	0
JAISHI	1	0	0	0	0	0	0	0	0	0	0	0
KARYALI	20	5	6	0	4	0	3	0	0	0	1	1
LUNSU	5	0	1	0	2	0	1	0	2	0	0	0
MALGI	0	0	1	0	0	0	1	0	0	0	0	0
OGALI	4	0	2	0	1	0	2	0	0	0	0	0
PANDOA	6	4	8	0	2	0	0	2	0	1	1	1
Total	104	26	61	5	28	3	19	5	5	2	6	3

Table-3.5: Elders with education up to intermediate

Site	Age 55-60 yrs		Age 61-65 Yrs		Age 66 -70 Yrs		Age 71-75 Yrs		Age 76-80 Yrs		Age above 80 Yrs	
	M	F	M	F	M	F	M	F	M	F	M	F
BASANTPUR	0	0	0	0	0	0	0	0	0	0	0	0
BATHORA	0	0	0	0	0	0	0	0	0	0	0	0
BHARARA	2	1	0	0	0	0	1	0	0	0	0	0
CHEBRI	2	0	0	0	0	0	0	0	0	0	0	0
JAISHI	0	0	0	0	0	0	0	0	0	0	0	0
KARYALI	7	1	6	2	5	1	0	0	2	0	0	0
LUNSU	2	0	0	0	0	0	1	0	0	0	0	0
MALGI	0	0	0	0	0	0	0	0	0	0	0	0
OGALI	1	0	0	0	1	0	0	0	0	0	0	0
PANDOA	1	0	1	0	0	0	0	0	0	0	1	0
Total	15	2	7	2	6	1	2	0	2	0	1	0

Table-3.6: Elders with Graduation

Site	Age 55-60 yrs		Age 61-65 Yrs		Age 66 -70 Yrs		Age 71-75 Yrs		Age 76-80 Yrs		Age above 80 Yrs	
	M	F	M	F	M	F	M	F	M	F	M	F
BASANTPUR	14	2	5	0	1	0	5	0	2	0	2	0
BATHORA	1	0	0	0	0	0	0	0	0	0	0	0
BHARARA	2	0	3	0	0	0	0	0	0	0	0	0
CHEBRI	0	1	2	0	0	0	0	0	0	0	0	1
JAISHI	0	0	0	0	0	0	0	0	0	0	0	0
KARYALI	4	0	3	0	4	0	3	0	0	0	0	0
LUNSU	0	0	0	0	0	0	0	0	0	0	0	0
MALGI	0	0	0	0	0	0	0	0	0	0	0	0
OGALI	1	0	0	0	0	0	0	0	0	0	0	0
PANDOA	0	0	0	0	0	0	0	0	0	0	0	0
Total	22	3	13	0	5	0	8	0	2	0	2	1

Table-3.7: Elders with Post-Graduation

Site	Age 55-60 yrs		Age 61-65 Yrs		Age 66 -70 Yrs		Age 71-75 Yrs		Age 76-80 Yrs		Age above 80 Yrs	
	M	F	M	F	M	F	M	F	M	F	M	F
BASANTPUR	5	1	5	2	1	1	0	0	0	0	0	0
BATHORA	0	0	0	0	0	0	0	0	0	0	0	0
BHARARA	0	0	0	0	0	0	0	0	0	0	0	0
CHEBRI	0	0	0	0	1	0	0	0	0	0	0	0
JAISHI	0	0	0	0	0	0	0	0	0	0	0	0
KARYALI	0	0	0	0	0	0	0	0	0	0	0	0
LUNSU	0	0	0	0	0	0	0	0	0	0	0	0
MALGI	0	0	0	0	0	0	0	0	0	0	0	0
OGALI	0	0	0	0	0	0	0	0	0	0	0	0
PANDOA	0	0	0	0	0	0	0	0	0	0	0	0
Total	5	1	5	2	2	1	0	0	0	0	0	0

Table-3.8: Elders with Diploma

Site	Age 55-60 yrs		Age 61-65 Yrs		Age 66 -70 Yrs		Age 71-75 Yrs		Age 76-80 Yrs		Age above 80 Yrs	
	M	F	M	F	M	F	M	F	M	F	M	F
BASANTPUR	0	0	0	0	0	0	0	0	0	0	0	0
BATHORA	0	0	0	0	0	0	0	0	0	0	0	0
BHARARA	0	0	0	0	0	0	0	0	0	0	0	0
CHEBRI	0	0	0	0	1	0	0	0	1	0	0	0
JAISHI	0	0	0	0	0	0	0	0	0	0	0	0
KARYALI	0	0	0	0	0	0	0	0	0	0	0	0
LUNSU	0	0	0	0	0	0	0	0	0	0	0	0
MALGI	0	0	0	0	0	0	0	0	0	0	0	0
OGALI	0	0	0	0	0	0	0	0	0	0	0	0
PANDOA	0	0	0	0	0	0	0	0	0	0	0	0
Total	0	0	0	0	1	0	0	0	1	0	0	0

4. Occupation of Elder Members: Unit – Luhri 1 MMU (1233)

Table-4.1: Elders Category who are Not Economically Active

Occupation	Age 55-60 yrs		Age 61-65 yrs		Age 66-70 yrs		Age 71-75 yrs		Age 76-80 yrs		Age above 80 Yrs	
	M	F	M	F	M	F	M	F	M	F	M	F
1. Nil	13	54	15	31	15	21	19	32	18	21	12	24
2. House wife	4	190	1	77	1	52	0	34	0	11	1	9
8. Pensioner	45	28	78	32	53	23	35	8	15	10	15	6
9. S S Pensioner	0	0	3	0	0	0	2	0	0	0	0	0
Total	62	272	97	140	69	96	56	74	33	42	28	39
% age	4.1	18.0	6.4	9.3	4.6	6.4	3.7	4.9	2.2	2.8	1.9	2.6

Table-4.2: Working Elders

Occupation	Age 55-60 yrs		Age 61-65 yrs		Age 66-70 yrs		Age 71-75 yrs		Age 76-80 yrs		Age above 80 Yrs	
	M	F	M	F	M	F	M	F	M	F	M	F
3. Daily wage	6	1	1	0	5	0	0	1	0	0	0	0
4. Business	13	1	11	0	3	1	0	0	0	0	0	0
5. Service	128	10	6	0	1	0	1	0	0	0	0	0
6. Farmer	90	21	56	16	34	6	26	13	21	5	15	5
7. Artisan	2	0	0	0	0	0	0	0	0	0	0	0
Total	239	33	74	16	43	7	27	14	21	5	15	5
% age	15.86	2.19	4.91	1.06	2.85	0.46	1.79	0.93	1.39	0.33	1.00	0.33

5. Type of Disabilities in Elders: Unit: Luhri 1 MMU (1233)

Table-5.1: Disabilities in Elders (Summary)

Disability in Elders	Blind	Hearing impaired	Speaking	Hand	Leg	Mental Problem	Others
Site Name							
BASANTPUR	3	0	0	4	5	1	0
BATHORA	0	0	0	0	0	0	0
BHARARA	4	4	0	1	2	0	0
CHEBRI	2	0	0	3	1	0	0
JAISHI	0	0	0	0	0	0	0
KARYALI	4	11	0	3	4	0	0
LUNSU	0	0	0	1	1	0	0
MALGI	0	0	0	0	0	0	0
OGALI	0	0	0	1	2	0	0
PANDOA	5	0	0	1	1	1	0
Total	18	15	0	14	16	2	0
% age	1.19%	1.00%	0.00%	0.93%	1.06%	0.13%	0.00%

Village wise disability in Elders with Age category

Table-5.2: Disability related to Hand in Elders

Village	55-60 yrs		61-65 Yrs		66-70 Yrs		71-75 Yrs		76-80 Yrs		> 80 Yrs		Total	
	M	F	M	F	M	F	M	F	M	F	M	F	M	F
BASANTPUR	1	-	1	1	1	-	-	-	-	-	-	-	3	1
BATHORA	-	-	-	-	-	-	-	-	-	-	-	-	-	-
BHARARA	-	-	-	-	-	-	-	-	1	-	-	-	1	-
CHEBRI	1	-	1	-	-	-	1	-	-	-	-	-	3	-
JAISHI	-	-	-	-	-	-	-	-	-	-	-	-	-	-
KARYALI	2	-	-	-	1	-	-	-	-	-	-	-	3	-
LUNSU	-	-	-	-	1	-	-	-	-	-	-	-	1	-
MALGI	-	-	-	-	-	-	-	-	-	-	-	-	-	-
OGALI	1	-	-	-	-	-	-	-	-	-	-	-	1	-
PANDOA	-	-	-	-	1	-	-	-	-	-	-	-	1	-
Total	5	0	2	1	4	0	1	0	1	0	0	0	13	1
% age	0.33	-	0.13	0.07	0.27	-	0.07	-	0.07	-	-	-	0.86	0.07

Table-5.3: Blindness among Elders

Village	55-60 yrs		61-65 Yrs		66-70 Yrs		71-75 Yrs		76-80 Yrs		> 80 Yrs		Total	
	M	F	M	F	M	F	M	F	M	F	M	F	M	F
BASANTPUR	-	-	-	1	-	-	1	-	1	-	-	-	2	1
BATHORA	-	-	-	-	-	-	-	-	-	-	-	-	-	-
BHARARA	-	1	1	-	-	-	-	1	-	-	-	1	1	3
CHEBRI	-	-	-	-	-	-	-	-	-	-	-	2	-	2
JAISHI	-	-	-	-	-	-	-	-	-	-	-	-	-	-
KARYALI	1	-	-	-	-	-	2	1	-	-	-	-	3	1
LUNSU	-	-	-	-	-	-	-	-	-	-	-	-	-	-
MALGI	-	-	-	-	-	-	-	-	-	-	-	-	-	-
OGALI	-	-	-	-	-	-	-	-	-	-	-	-	-	-
PANDOA	-	-	-	-	-	-	-	2	-	-	1	2	1	4
Total	1	1	1	1	0	0	3	4	1	0	1	5	7	11
% age	0.07	0.07	0.07	0.07	-	-	0.20	0.27	0.07	-	0.07	0.33	0.46	0.73

Table-5.4: Disability related to Hearing impaired in Elders

Village	55-60 yrs		61-65 Yrs		66-70 Yrs		71-75 Yrs		76-80 Yrs		> 80 Yrs		Total	
	M	F	M	F	M	F	M	F	M	F	M	F	M	F
BASANTPUR	-	-	-	-	-	-	-	-	-	-	-	-	-	-
BATHORA	-	-	-	-	-	-	-	-	-	-	-	-	-	-
BHARARA	1	-	1	-	-	-	-	-	1	-	1	-	4	-
CHEBRI	-	-	-	-	-	-	-	-	-	-	-	-	-	-
JAISHI	-	-	-	-	-	-	-	-	-	-	-	-	-	-
KARYALI	4	-	2	-	1	2	1	-	1	-	-	-	9	2
LUNSU	-	-	-	-	-	-	-	-	-	-	-	-	-	-
MALGI	-	-	-	-	-	-	-	-	-	-	-	-	-	-
OGALI	-	-	-	-	-	-	-	-	-	-	-	-	-	-
PANDOA	-	-	-	-	-	-	-	-	-	-	-	-	-	-
Total	5	0	3	0	1	2	1	0	2	0	1	0	13	2
% age	0.33	-	0.20	-	0.07	0.13	0.07	-	0.13	-	0.07	-	0.86	0.13

Table-5.5: Disability related to Leg in Elders

Village	55-60 yrs		61-65 Yrs		66-70 Yrs		71-75 Yrs		76-80 Yrs		> 80 Yrs		Total	
	M	F	M	F	M	F	M	F	M	F	M	F	M	F
BASANTPUR	1	-	2	1	-	-	-	-	-	-	1	-	4	1
BATHORA	-	-	-	-	-	-	-	-	-	-	-	-	-	-
BHARARA	1	-	1	-	-	-	-	-	-	-	-	-	2	-
CHEBRI	1	-	-	-	-	-	-	-	-	-	-	-	1	-
JAISHI	-	-	-	-	-	-	-	-	-	-	-	-	-	-
KARYALI	2	-	1	-	-	-	-	1	-	-	-	-	3	1
LUNSU	-	-	-	-	-	1	-	-	-	-	-	-	-	1
MALGI	-	-	-	-	-	-	-	-	-	-	-	-	-	-
OGALI	2	-	-	-	-	-	-	-	-	-	-	-	2	-
PANDOA	-	-	-	-	1	-	-	-	-	-	-	-	1	-
Total	7	0	4	1	1	1	0	1	0	0	1	0	13	3
% age	0.46	-	0.27	0.07	0.07	0.07	-	0.07	-	-	0.07	-	0.86	0.20

Table-5.6: Mental Disability in Elders

Village	55-60 yrs		61-65 Yrs		66-70 Yrs		71-75 Yrs		76-80 Yrs		> 80 Yrs		Total	
	M	F	M	F	M	F	M	F	M	F	M	F	M	F
BASANTPUR	-	-	-	1	-	-	-	-	-	-	-	-	-	1
BATHORA	-	-	-	-	-	-	-	-	-	-	-	-	-	-
BHARARA	-	-	-	-	-	-	-	-	-	-	-	-	-	-
CHEBRI	-	-	-	-	-	-	-	-	-	-	-	-	-	-
JAISHI	-	-	-	-	-	-	-	-	-	-	-	-	-	-
KARYALI	-	-	-	-	-	-	-	-	-	-	-	-	-	-
LUNSU	-	-	-	-	-	-	-	-	-	-	-	-	-	-
MALGI	-	-	-	-	-	-	-	-	-	-	-	-	-	-
OGALI	-	-	-	-	-	-	-	-	-	-	-	-	-	-
PANDOA	1	-	-	-	-	-	-	-	-	-	-	-	1	-
Total	1	0	0	1	0	0	0	0	0	0	0	0	1	1
% age	0.07	-	-	0.07	-	-	-	-	-	-	-	-	0.07	0.07

Table-5.7: Disability related to Speaking in Elders

Village	55-60 yrs		61-65 Yrs		66-70 Yrs		71-75 Yrs		76-80 Yrs		> 80 Yrs		Total	
	M	F	M	F	M	F	M	F	M	F	M	F	M	F
BASANTPUR	-	-	-	-	-	-	-	-	-	-	-	-	-	-
BATHORA	-	-	-	-	-	-	-	-	-	-	-	-	-	-
BHARARA	-	-	-	-	-	-	-	-	-	-	-	-	-	-
CHEBRI	-	-	-	-	-	-	-	-	-	-	-	-	-	-
JAISHI	-	-	-	-	-	-	-	-	-	-	-	-	-	-
KARYALI	-	-	-	-	-	-	-	-	-	-	-	-	-	-
LUNSU	-	-	-	-	-	-	-	-	-	-	-	-	-	-
MALGI	-	-	-	-	-	-	-	-	-	-	-	-	-	-
OGALI	-	-	-	-	-	-	-	-	-	-	-	-	-	-
PANDOA	-	-	-	-	-	-	-	-	-	-	-	-	-	-
Total	-	-	-	-	-	-	-	-	-	-	-	-	-	-
% age	-	-	-	-	-	-	-	-	-	-	-	-	-	-

6. Habits in Elders: Unit: Luhri 1 MMU (1233)

Table-6.1: Habits in Elders (Summary)

Village	Cigarettes		Beedi		Tobacco		Gutkha		Opium		Locally brewed		Foreign Liquor	
	M	F	M	F	M	F	M	F	M	F	M	F	M	F
BASANTPUR	0	0	4	0	0	0	0	0	0	0	2	0	0	0
BATHORA	4	0	10	0	0	0	0	0	0	0	2	0	1	0
BHARARA	12	0	24	2	0	0	2	0	0	0	20	0	12	0
CHEBRI	5	0	32	10	0	0	0	2	0	0	15	0	4	0
JAISHI	1	0	3	0	0	0	1	0	0	0	1	0	1	0
KARYALI	13	0	55	9	0	0	0	0	0	0	33	0	12	0
LUNSU	4	2	10	1	0	0	0	0	0	0	0	0	2	0
PANDOA	2	0	15	5	0	0	0	0	0	0	2	0	1	0
MALGI	0	0	0	0	0	0	0	0	0	0	0	0	0	0
OGALI	0	0	0	0	0	0	0	0	0	0	0	0	0	0
Total	41	2	153	27	0	0	3	2	0	0	75	0	33	0
% with Total Elders	2.72	0.13	10.15	1.79	0.00	0.00	0.20	0.13	0.00	0.00	4.98	0.00	2.19	0.00

Table-6.2: Cigarettes Smoking Elders

Site	Cigarettes		%	
	M	F	M	F
BASANTPUR	0	0	0.0	0.0
BATHORA	4	0	9.3	0.0
BHARARA	12	0	27.9	0.0
CHEBRI	5	0	11.6	0.0
JAISHI	1	0	2.3	0.0
KARYALI	13	0	30.2	0.0
LUNSU	4	2	9.3	4.7
PANDOA	2	0	4.7	0.0
MALGI	0	0	0.0	0.0
OGALI	0	0	0.0	0.0
Total	41	2	95.3	4.7
% with Total Elders in MMU Sites	2.72	0.13		

Table-6.3: Beedi Smoking Elders

Site	Beedi		%	
	M	F	M	F
BASANTPUR	4	0	2.2	0.0
BATHORA	10	0	5.6	0.0
BHARARA	24	2	13.3	1.1
CHEBRI	32	10	17.8	5.6
JAISHI	3	0	1.7	0.0
KARYALI	55	9	30.6	5.0
LUNSU	10	1	5.6	0.6
PANDOA	15	5	8.3	2.8
MALGI	0	0	0.0	0.0
OGALI	0	0	0.0	0.0
Total	153	27	85.0	15.0
% with Total Elders in MMU Sites	10.15	1.79		

Table-6.4: Tobacco Chewing Elders

Site	Tobacco		%	
	M	F	M	F
BASANTPUR	-	-	-	-
BATHORA	-	-	-	-
BHARARA	-	-	-	-
CHEBRI	-	-	-	-
JAISHI	-	-	-	-
KARYALI	-	-	-	-
LUNSU	-	-	-	-
PANDOA	-	-	-	-
MALGI	-	-	-	-
OGALI	-	-	-	-
Total	0	0	0	0
% with Total Elders in MMU Sites	0	0		

Table-6.5: Gutkha Consuming Elders

Site	Gutkha		%	
	M	F	M	F
BASANTPUR	-	-	-	-
BATHORA	-	-	-	-
BHARARA	2	-	40	-
CHEBRI	-	2	-	40
JAISHI	1	-	20	-
KARYALI	-	-	-	-
LUNSU	-	-	-	-
PANDOA	-	-	-	-
MALGI	-	-	-	-
OGALI	-	-	-	-
Total	3	2	60	40
% with Total Elders in MMU Sites	0.20	0.13		

Table-6.6: Opium Consuming Elders

Site	Opium		%	
	M	F	M	F
BASANTPUR	-	-	-	-
BATHORA	-	-	-	-
BHARARA	-	-	-	-
CHEBRI	-	-	-	-
JAISHI	-	-	-	-
KARYALI	-	-	-	-
LUNSU	-	-	-	-
PANDOA	-	-	-	-
MALGI	-	-	-	-
OGALI	-	-	-	-
Total	0	0	0	0
% with Total Elders in MMU Sites	0	0		

Table-6.7: Elders consuming locally brewed Alcohol

Site	locally brewed Alcohol		%	
	M	F	M	F
BASANTPUR	2	-	2.7	-
BATHORA	2	-	2.7	-
BHARARA	20	-	26.7	-
CHEBRI	15	-	20.0	-
JAISHI	1	-	1.3	-
KARYALI	33	-	44.0	-
LUNSU	-	-	-	-
PANDOA	2	-	2.7	-
MALGI	-	-	-	-
OGALI	-	-	-	-
Total	75	0	100.0	-
% with Total Elders in MMU Sites	4.98	0.00		

Table-6.8: Elders consuming Foreign Liquor

Site	Foreign Liquor		%	
	M	F	M	F
BASANTPUR	-	-	-	-
BATHORA	1	-	3.0	-
BHARARA	12	-	36.4	-
CHEBRI	4	-	12.1	-
JAISHI	1	-	3.0	-
KARYALI	12	-	36.4	-
LUNSU	2	-	6.1	-
PANDOA	1	-	3.0	-
MALGI	-	-	-	-
OGALI	-	-	-	-
Total	33	0	100.0	0.0
% with Total Elders in MMU Sites	2.19	0.00		

7. Diseases in Elders: Unit- Luhri 1 MMU (1233)

Table-7.1: Diseases in Elders (Summary)

Site	Diabetes		Allergies		Asthma		Heart Problem		Tuberculosis		Hypertension		Joint Pain		Ulcer	
	M	F	M	F	M	F	M	F	M	F	M	F	M	F	M	F
BASANTPUR	0	0	0	1	10	6	0	2	0	0	6	4	130	104	1	1
BATHORA	1	0	1	0	2	2	5	0	0	0	7	1	6	2	0	0
BHARARA	2	0	2	3	4	3	2	4	0	0	12	4	19	14	0	0
CHEBRI	6	1	3	1	9	4	1	2	0	0	14	14	20	31	0	0
JAISHI	0	0	0	0	1	1	0	0	0	0	1	2	3	2	0	0
KARYALI	1	1	7	6	11	5	4	1	0	0	76	55	94	74	0	0
LUNSU	1	0	0	0	1	1	1	1	0	0	1	2	4	2	0	0
MALGI	0	0	0	0	1	0	0	0	0	0	0	0	0	1	0	0
OGALI	0	0	0	0	10	6	0	0	0	0	0	1	0	3	0	0
PANDOA	1	0	0	0	1	1	2	0	0	0	10	5	2	2	0	0
Total	12	2	13	11	50	29	15	10	0	0	127	88	278	235	1	1
% to Tot. Elders	0.80	0.13	0.86	0.73	3.32	1.92	1.00	0.66	0.00	0.00	8.43	5.84	18.45	15.59	0.07	0.07

Village wise Diseases in Elders

Table-7.2: Elders suffering from Diabetes

Site	Male	Female	% M	% F
BASANTPUR	0	0	0.00	0.00
BATHORA	1	0	7.14	0.00
BHARARA	2	0	14.29	0.00
CHEBRI	6	1	42.86	7.14
JAISHI	0	0	0.00	0.00
KARYALI	1	1	7.14	7.14
LUNSU	1	0	7.14	0.00
MALGI	0	0	0.00	0.00
OGALI	0	0	0.00	0.00
PANDOA	1	0	7.14	0.00
Total	12	2	85.71	14.29
%age to Total Elders	0.80	0.13		

Table-7.3: Elders suffering from Allergies

Site	Male	Female	% M	% F
BASANTPUR	0	1	0.00	4.17
BATHORA	1	0	4.17	0.00
BHARARA	2	3	8.33	12.50
CHEBRI	3	1	12.50	4.17
JAISHI	0	0	0.00	0.00
KARYALI	7	6	29.17	25.00
LUNSU	0	0	0.00	0.00
MALGI	0	0	0.00	0.00
OGALI	0	0	0.00	0.00
PANDOA	0	0	0.00	0.00
Total	13	11	54.17	45.83
%age to Total Elders	0.86	0.73		

Table-7.4: Elders suffering from Asthma

Site	Male	Female	% M	% F
BASANTPUR	10	6	12.66	7.59
BATHORA	2	2	2.53	2.53
BHARARA	4	3	5.06	3.80
CHEBRI	9	4	11.39	5.06
JAISHI	1	1	1.27	1.27
KARYALI	11	5	13.92	6.33
LUNSU	1	1	1.27	1.27
MALGI	1	0	1.27	0.00
OGALI	10	6	12.66	7.59
PANDOA	1	1	1.27	1.27
Total	50	29	63.29	36.71
%age to Total Elders	3.32	1.92		

Table-7.5: Elders suffering from Heart Problem

Site	Male	Female	% M	% F
BASANTPUR	0	2	0.00	8.00
BATHORA	5	0	20.00	0.00
BHARARA	2	4	8.00	16.00
CHEBRI	1	2	4.00	8.00
JAISHI	0	0	0.00	0.00
KARYALI	4	1	16.00	4.00
LUNSU	1	1	4.00	4.00
MALGI	0	0	0.00	0.00
OGALI	0	0	0.00	0.00
PANDOA	2	0	8.00	0.00
Total	15	10	60.00	40.00
%age to Total Elders	1.00	0.66		

Table-7.6: Elders suffering from Tuberculosis

Site	Male	Female	% M	% F
BASANTPUR	-	-	-	-
BATHORA	-	-	-	-
BHARARA	-	-	-	-
CHEBRI	-	-	-	-
JAISHI	-	-	-	-
KARYALI	-	-	-	-
LUNSU	-	-	-	-
MALGI	-	-	-	-
OGALI	-	-	-	-
PANDOA	-	-	-	-
Total	0	0	0.00	0.00
%age to Total Elders	0.00	0.00		

Table-7.7: Elders suffering from Hypertension

Site	Male	Female	% M	% F
BASANTPUR	6	4	2.79	1.86
BATHORA	7	1	3.26	0.47
BHARARA	12	4	5.58	1.86
CHEBRI	14	14	6.51	6.51
JAISHI	1	2	0.47	0.93
KARYALI	76	55	35.35	25.58
LUNSU	1	2	0.47	0.93
MALGI	0	0	0.00	0.00
OGALI	0	1	0.00	0.47
PANDOA	10	5	4.65	2.33
Total	127	88	59.07	40.93
%age to Total Elders	8.43	5.84		

Table-7.8: Elders suffering from Joint Pain

Site	Male	Female	% M	% F
BASANTPUR	130	104	25.34	20.27
BATHORA	6	2	1.17	0.39
BHARARA	19	14	3.70	2.73
CHEBRI	20	31	3.90	6.04
JAISHI	3	2	0.58	0.39
KARYALI	94	74	18.32	14.42
LUNSU	4	2	0.78	0.39
MALGI	0	1	0.00	0.19
OGALI	0	3	0.00	0.58
PANDOA	2	2	0.39	0.39
Total	278	235	54.19	45.81
%age to Total Elders	18.45	15.59		

Table-7.9: Elders suffering from Ulcer

Site	Male	Female	% M	% F
BASANTPUR	1	1	50.00	50.00
BATHORA	-	-	-	-
BHARARA	-	-	-	-
CHEBRI	-	-	-	-
JAISHI	-	-	-	-
KARYALI	-	-	-	-
LUNSU	-	-	-	-
MALGI	-	-	-	-
OGALI	-	-	-	-
PANDOA	-	-	-	-
Total	1	1	50.00	50.00
%age to Total Elders	0.07	0.07		

8. Monthly Income of families – Unit- Luhri 1 MMU (1233)

Income Range	Total Families	Elderly Households	%
Inc. not Recorded	0	0	0%
<=1500	506	212	14%
1501-2000	448	188	12%
2001-5000	954	400	27%
5001-10000	583	245	16%
10001-20000	792	332	22%
20001-50000	308	129	9%
>50000	0	0	0%
Total	3591	1507	100

