

**ANALYSIS & FINDINGS OF BASELINE SURVEY CONDUCTED FOR  
 IMPLEMENTATION OF MOBILE HEALTH CARE PROGRAMME FOR THE  
 COMMUNITY WITH FOCUS ON ELDERLY HOUSEHOLDS**

**UNIT: LUHRI 2 (MMU MIS LOCATION CODE: 1234)**

**Geographical Coverage of Luhri MMU 2.**

DISTRICT	BLOCK	SITE	VILLAGE
KULLU	AANI	BEHNA	NAGADEHRA,LUHRI,JANEDI,PANJVI,MASEVARI DHAR, BARGHAI,CHAWANTI,KOT,KARCHA,MUNGRI,S HAGUHAG,KUTAL,KOTOSHEEL,REPATI,NIMLA,S HAVI,PATROGI,ROPDI,BEHNA,CHADI,NAON,DH WALASERI, JAGARH
KULLU	AANI	DALASH	REWARI,CHAPOHAL,GUTUDHAR,DHARABAG,M RAHNA,ROUN,SOLDHAR,KHEGRU,BAI,DALASH, RATHO,BUHNI,GHRAL,BALTHA,BUHANI.
KULLU	NIRMAND	DEHRA	DHAR
KULLU	AANI	DINGIDHAR	KASMERI,DHAIR,GRAHNA,BHAGIRI,PATROGI,K ATHOA,GAAD
KULLU	AANI	GUNCHAWA	GANCHWA,GHAR,SANEHA,
KULLU	AANI	MUNGRIK	TIHNI,SHOSH
KULLU	NIRMAND	NITHER	NA
KULLU	AANI	SUEDHAR	BADHARI,SARLI,BEHRI,GOHAN

**Analysis of baseline**

Baseline survey covered a total of 2171 households covering a population of 8203 of which 51% are males and 49% are females. The percentage of elderly was found to be 14% of which the proportion of males and females were found almost equal (7% males and 7.1% females). For age-wise break up of population surveyed, please see table 2.1 and 1.1 and fig. 1 and 2 below.

The households below poverty line were found almost 24%. Majority of people belonged to general caste (54%) and the share of scheduled caste was 40%. This is clearly illustrated in Fig.1,2 and 3.

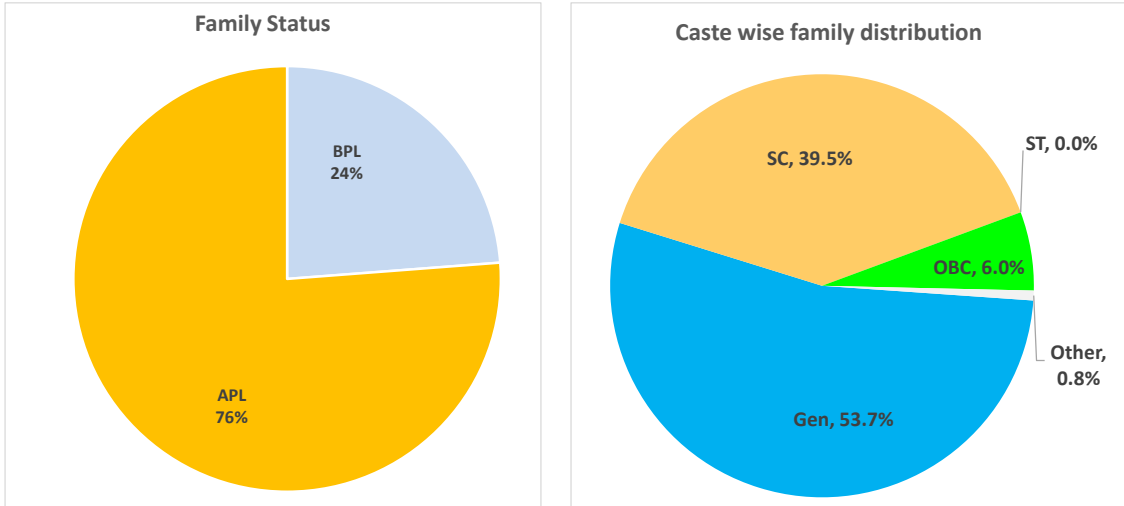


Figure 1: Economic and caste wise distribution of Elders in the Surveyed Households

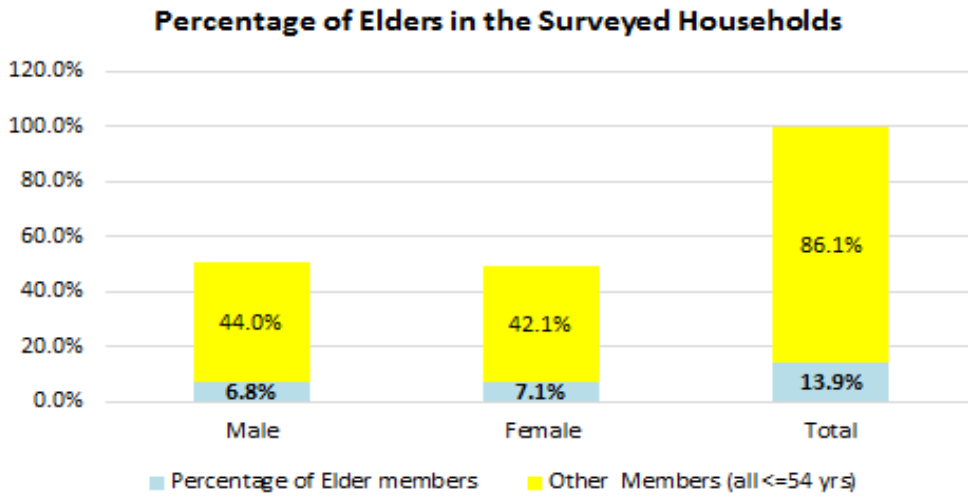


Figure-2: Percentage of Elders in the Surveyed Households

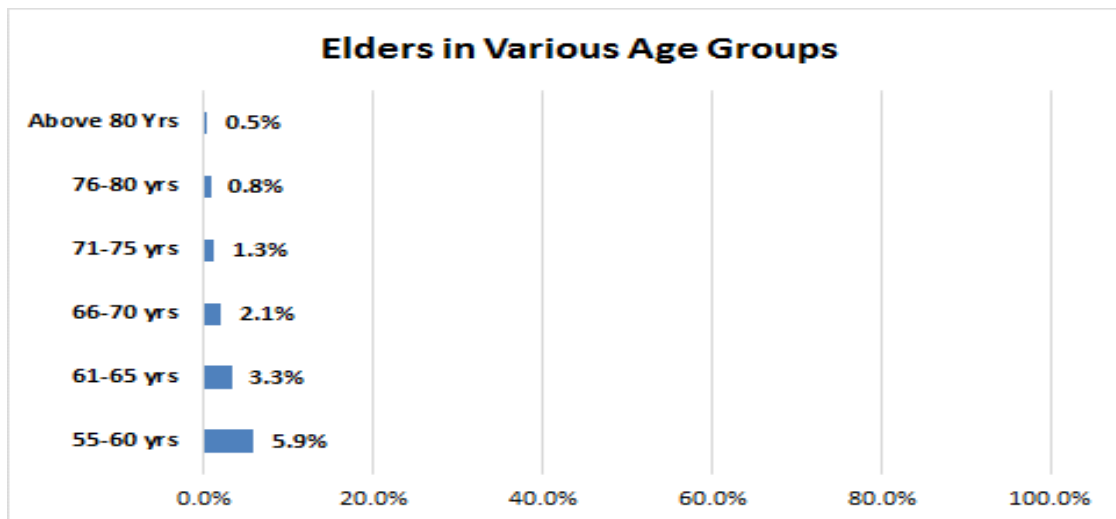


Figure-3: Percentage of Elders in Various Age Groups

### Educational Status of Elders

Available data on educational status reveal that the proportion of literate and illiterate are almost the same with 43% as literate and 41% as illiterate. Amongst the literates, 10.4% are matriculates, 3.1% intermediates, 1.7% are graduates. More detailed data is presented in Table 3.1 to Table 3.8.

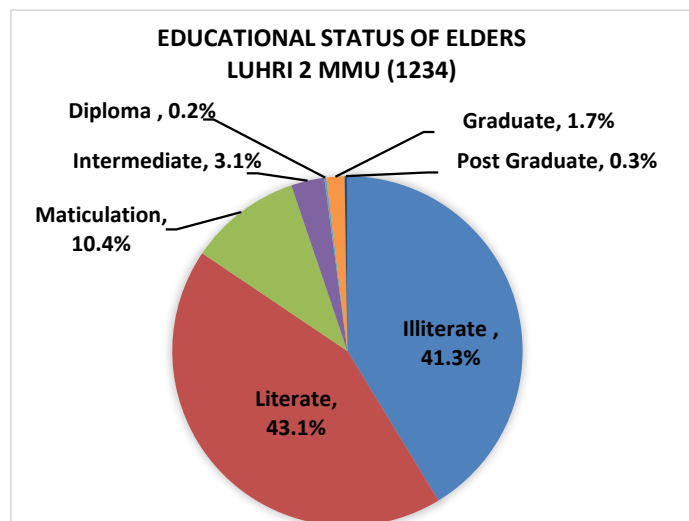


Figure-4: Educational Achievements among Elders

### Occupation, working and non-working status of the elderly

As per our survey, over 47% of the elders were found to be working. Of this, 37.8% are males and the remaining 8.7% are females. A sizeable number of elderly are pension holders (12%) of which 6.1% are males and 5.7% are females. Of the total elderly, over 14% are found to be not engaging in economically productive work and almost 27% of the elderly women are house-wives and not economically engaged in any work. Around 1% of the elderly are engaged in small businesses and approximately 35% are engaged in farming activities and 9% are engaged in the service sector. For details, please refer to Table 4.1 and 4.2.

### Disability

Over 5% elders have disability of some kind or the other. Joint and leg pain tops the disability (approximately 2%) followed by blindness (1.5%) Elders also suffer from hearing problems and mental health issues. Further details are available in Table 5.1 to Table 5.7 and Fig. 4.

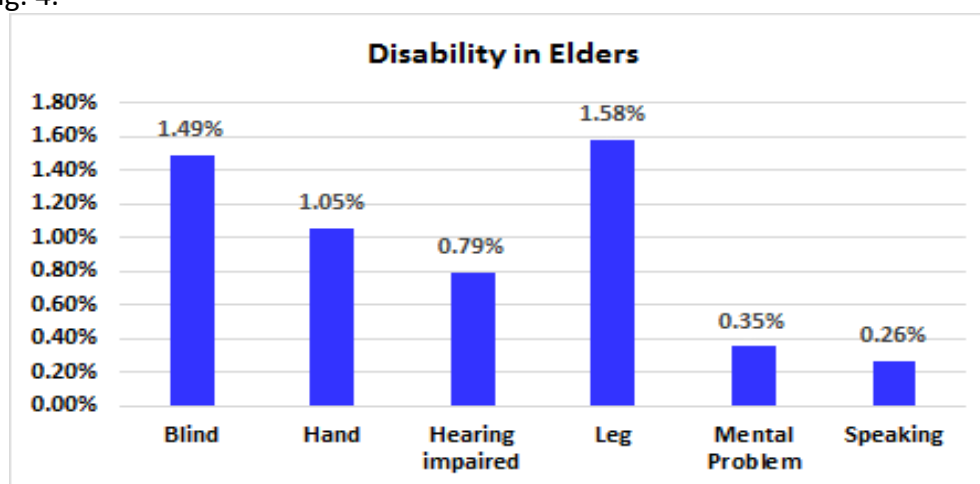


Figure-5: Disability in Elders

### Habits among Elders

The analysis of habits of the elderly revealed that almost 19% of the elderly have smoking habits, over 4% use alcohol. Use of Tobacco and related products was found negligible or almost non-existent. Pl refer to Fig. 6 and Tables 6.1 to 6.8.

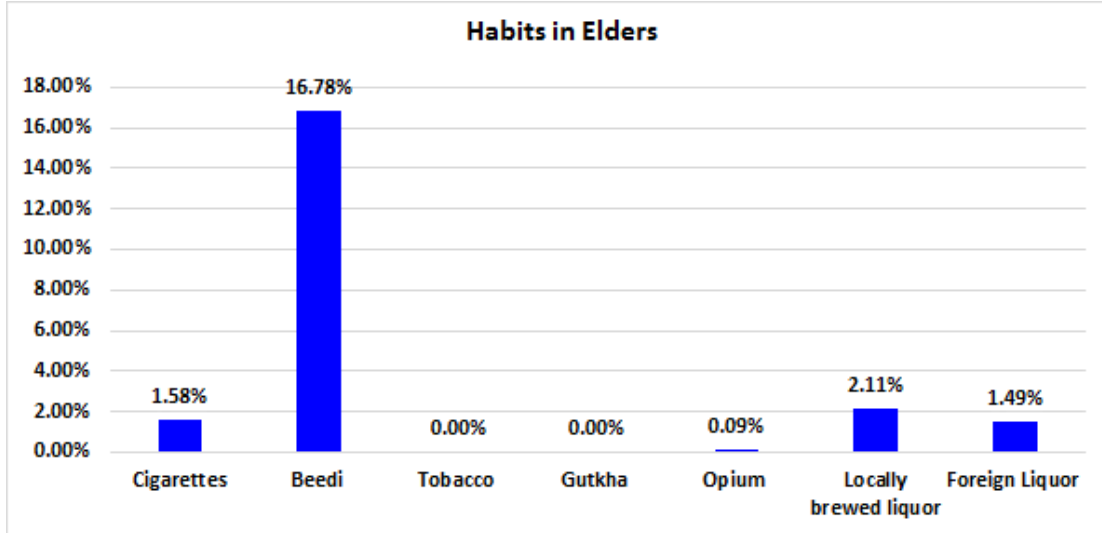


Figure-6: Habits in Elders

### Disease Profile of Elders

The analysis of disease profile among the elders shows that more than 38% of the elderly suffer from joint pain of this over 24% are males and 15% are females. The other major disease is hypertension (>25%), asthma and allergy (>5%). Other associated disease morbidity like diabetes 4%, ulcer, etc. are less than 1%. Further details are available in Table 7.1 to Table 7.9. These are self-reported disease profile of the elderly. In most cases, the actual disease profile is not revealed during interviews. The MMU performance data and diseases treated could provide a more realistic picture.

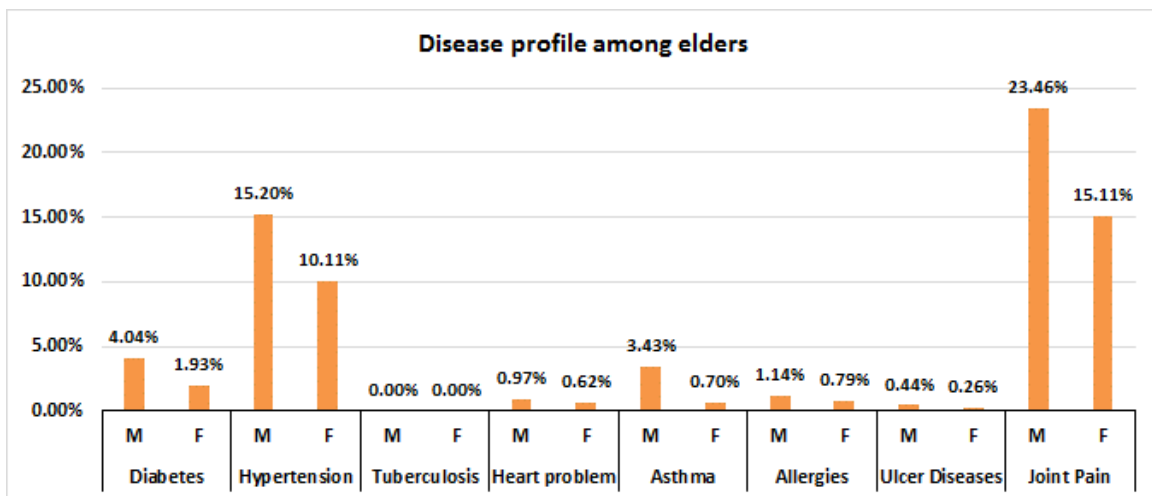


Figure-7: Disease Profile of Elders

Further details on all the aspects related to elders are available in the tables presented below.

Region: North	District: Kullu
MMU MIS Location Code: 1234	Block/Mandal: Aani, Nirmand
Unit Name: Luhri 2 MMU	No. of Identified Site(s): 10

## 1. Total elderly households: Luhri 2 MMU (1234)

Table-1.1: Status of Total Elderly Households

DISTRICT : KULLU		FAMILY STATUS			CASTE WISE FAMILY DISTRIBUTION					
BLOCK	SITE	BPL	APL	Total	Gen	SC	ST	OBC	Other	Total
AANI	BEHNA	38	58	96	35	47	0	14	0	96
	DALASH	4	195	199	119	51	0	23	6	199
	SUEDHAR	1	53	54	34	18	0	2	0	54
	DINGIDHAR	6	5	11	1	9	0	1	0	11
	GUNCHAWA	6	15	21	0	21	0	0	0	21
	MUNGRIK	12	3	15	13	2	0	0	0	15
NIRMAND	DEHRA	85	159	244	118	119	0	7	0	244
	NITHER	38	121	159	109	49	0	1	0	159
<b>Total</b>		<b>190</b>	<b>609</b>	<b>799</b>	<b>429</b>	<b>316</b>	<b>0</b>	<b>48</b>	<b>6</b>	<b>799</b>
<b>Percentage</b>		<b>24%</b>	<b>76%</b>	<b>100%</b>	<b>53.7%</b>	<b>39.5%</b>	<b>0.0%</b>	<b>6.0%</b>	<b>0.8%</b>	<b>100%</b>

## 2. Overview of Family Members: Luhri 2 MMU (1234)

Table-2.1: Overall Family Members

Family Members	Male	Female	Total
Elder Members >=55 yrs	559	579	1138
Other Members (all <=54 yrs)	3,608	3,457	7065
Total Members	4167	4036	8203
Total members (%)	50.8%	49.2%	100.0%
Percentage of Elder members	6.8%	7.1%	13.9%

Table-2.2: Site wise status of Elders by Age group

Site	Elders 55-60 yrs		Elders 61-65 yrs		Elders 66-70 yrs		Elders 71-75 yrs		Elders 76-80 yrs		Elders Above 80 Yrs	
	M	F	M	F	M	F	M	F	M	F	M	F
BEHNA	32	26	21	20	12	8	3	3	1	1	1	1
DALASH	53	63	31	26	26	28	17	16	7	12	4	8
DEHRA	68	87	42	41	24	20	16	11	11	12	3	9
DINGIDHAR	5	5	2	0	1	1	0	0	0	1	1	0
GUNCHAWA	5	8	5	5	1	2	0	0	0	0	0	0
MUNGRIK	5	5	3	3	1	2	0	1	0	0	0	0
NITHER	48	42	24	30	19	18	14	13	11	4	5	6
SUEDHAR	12	16	8	10	6	3	5	6	3	4	3	2
<b>Total</b>	<b>228</b>	<b>252</b>	<b>136</b>	<b>135</b>	<b>90</b>	<b>82</b>	<b>55</b>	<b>50</b>	<b>33</b>	<b>34</b>	<b>17</b>	<b>26</b>
<b>% of elders</b>	<b>2.8</b>	<b>3.1</b>	<b>1.7</b>	<b>1.6</b>	<b>1.1</b>	<b>1.0</b>	<b>0.7</b>	<b>0.6</b>	<b>0.4</b>	<b>0.4</b>	<b>0.2</b>	<b>0.3</b>

**Table-2.3: Total Elders by Age group**

Total Elders by Age	Elders 55-60 yrs	Elders 61-65 yrs	Elders 66-70 yrs	Elders 71-75 yrs	Elders 76-80 yrs	Elders above 80 Yrs	Total Elders
Total Elders by Age	480	271	172	105	67	43	1138
%age Elder by Age	42%	24%	15%	9%	6%	4%	100%

### 3. Educational Status of Elders: Unit – Luhri 2 MMU (1234)

**Table-3.1: Summary of Educational Status of Elders**

Site	Illiterate	Literate	Matriculation	Intermediate	Diploma	Graduate	Post Graduate
BEHNA	13	106	7	2	0	1	0
DALASH	105	103	49	23	0	11	0
DEHRA	197	106	30	4	1	3	3
DINGIDHAR	2	12	1	0	1	0	0
GUNCHAWA	0	24	0	2	0	0	0
MUNGRIK	0	19	0	1	0	0	0
NITHER	118	90	22	1	0	3	0
SUEDHAR	35	31	9	2	0	1	0
<b>Total</b>	<b>470</b>	<b>491</b>	<b>118</b>	<b>35</b>	<b>2</b>	<b>19</b>	<b>3</b>
<b>%</b>	<b>41.3</b>	<b>43.1</b>	<b>10.4</b>	<b>3.1</b>	<b>0.2</b>	<b>1.7</b>	<b>0.3</b>

#### Site-wise Educational Status of Elders under age category

**Table-3.2: Illiterate Elders**

Site	Age 55-60 yrs		Age 61-65 Yrs		Age 66 -70 Yrs		Age 71-75 Yrs		Age 76-80 Yrs		Age above 80 Yrs	
	M	F	M	F	M	F	M	F	M	F	M	F
BEHNA	1	3	0	2	1	3	0	0	0	1	1	1
DALASH	1	22	0	15	2	21	4	16	4	10	2	8
DEHRA	9	68	9	39	11	19	8	9	2	12	2	9
DINGIDHAR	0	1	0	0	0	0	0	0	0	0	1	0
GUNCHAWA	0	0	0	0	0	0	0	0	0	0	0	0
MUNGRIK	0	0	0	0	0	0	0	0	0	0	0	0
NITHER	9	30	2	25	4	16	4	11	4	4	4	5
SUEDHAR	2	9	0	7	2	1	0	6	1	4	2	1
<b>Total</b>	<b>22</b>	<b>133</b>	<b>11</b>	<b>88</b>	<b>20</b>	<b>60</b>	<b>16</b>	<b>42</b>	<b>11</b>	<b>31</b>	<b>12</b>	<b>24</b>

**Table-3.3: Literate Elders**

Site	Age 55-60 yrs		Age 61-65 Yrs		Age 66 -70 Yrs		Age 71-75 Yrs		Age 76-80 Yrs		Age above 80 Yrs	
	M	F	M	F	M	F	M	F	M	F	M	F
BEHNA	26	22	19	18	9	5	3	3	1	0	0	0
DALASH	19	32	13	8	10	6	9	0	2	2	2	0
DEHRA	33	18	23	2	11	1	8	2	7	0	1	0
DINGIDHAR	4	4	2	0	0	1	0	0	0	1	0	0
GUNCHAWA	3	8	5	5	1	2	0	0	0	0	0	0
MUNGRIK	4	5	3	3	1	2	0	1	0	0	0	0
NITHER	23	12	19	5	11	2	9	1	6	0	1	1
SUEDHAR	6	7	4	2	3	2	4	0	1	0	1	1
<b>Total</b>	<b>118</b>	<b>108</b>	<b>88</b>	<b>43</b>	<b>46</b>	<b>21</b>	<b>33</b>	<b>7</b>	<b>17</b>	<b>3</b>	<b>5</b>	<b>2</b>

**Table-3.4: Elders with Matriculation**

Site	Age 55-60 yrs		Age 61-65 Yrs		Age 66 -70 Yrs		Age 71-75 Yrs		Age 76-80 Yrs		Age above 80 Yrs	
	M	F	M	F	M	F	M	F	M	F	M	F
BEHNA	3	0	2	0	2	0	0	0	0	0	0	0
DALASH	21	9	8	2	6	0	2	0	1	0	0	0
DEHRA	18	1	8	0	1	0	0	0	2	0	0	0
DINGIDHAR	0	0	0	0	1	0	0	0	0	0	0	0
GUNCHAWA	0	0	0	0	0	0	0	0	0	0	0	0
MUNGRIK	0	0	0	0	0	0	0	0	0	0	0	0
NITHER	14	0	2	0	3	0	1	1	1	0	0	0
SUEDHAR	3	0	3	1	1	0	1	0	0	0	0	0
<b>Total</b>	<b>59</b>	<b>10</b>	<b>23</b>	<b>3</b>	<b>14</b>	<b>0</b>	<b>4</b>	<b>1</b>	<b>4</b>	<b>0</b>	<b>0</b>	<b>0</b>

**Table-3.5: Elders with education up to intermediate**

Site	Age 55-60 yrs		Age 61-65 Yrs		Age 66 -70 Yrs		Age 71-75 Yrs		Age 76-80 Yrs		Age above 80 Yrs	
	M	F	M	F	M	F	M	F	M	F	M	F
BEHNA	1	1	0	0	0	0	0	0	0	0	0	0
DALASH	7	0	8	1	5	1	1	0	0	0	0	0
DEHRA	3	0	1	0	0	0	0	0	0	0	0	0
DINGIDHAR	0	0	0	0	0	0	0	0	0	0	0	0
GUNCHAWA	2	0	0	0	0	0	0	0	0	0	0	0
MUNGRIK	1	0	0	0	0	0	0	0	0	0	0	0
NITHER	1	0	0	0	0	0	0	0	0	0	0	0
SUEDHAR	1	0	1	0	0	0	0	0	0	0	0	0
<b>Total</b>	<b>16</b>	<b>1</b>	<b>10</b>	<b>1</b>	<b>5</b>	<b>1</b>	<b>1</b>	<b>0</b>	<b>0</b>	<b>0</b>	<b>0</b>	<b>0</b>

**Table-3.6: Elders with Graduation**

Site	Age 55-60 yrs		Age 61-65 Yrs		Age 66 -70 Yrs		Age 71-75 Yrs		Age 76-80 Yrs		Age above 80 Yrs	
	M	F	M	F	M	F	M	F	M	F	M	F
BEHNA	1	0	0	0	0	0	0	0	0	0	0	0
DALASH	5	0	2	0	3	0	1	0	0	0	0	0
DEHRA	1	0	1	0	1	0	0	0	0	0	0	0
DINGIDHAR	0	0	0	0	0	0	0	0	0	0	0	0
GUNCHAWA	0	0	0	0	0	0	0	0	0	0	0	0
MUNGRIK	0	0	0	0	0	0	0	0	0	0	0	0
NITHER	1	0	1	0	1	0	0	0	0	0	0	0
SUEDHAR	0	0	0	0	0	0	0	0	1	0	0	0
<b>Total</b>	<b>8</b>	<b>0</b>	<b>4</b>	<b>0</b>	<b>5</b>	<b>0</b>	<b>1</b>	<b>0</b>	<b>1</b>	<b>0</b>	<b>0</b>	<b>0</b>

**Table-3.7: Elders with Post-Graduation**

Site	Age 55-60 yrs		Age 61-65 Yrs		Age 66 -70 Yrs		Age 71-75 Yrs		Age 76-80 Yrs		Age above 80 Yrs	
	M	F	M	F	M	F	M	F	M	F	M	F
BEHNA	0	0	0	0	0	0	0	0	0	0	0	0
DALASH	0	0	0	0	0	0	0	0	0	0	0	0
DEHRA	3	0	0	0	0	0	0	0	0	0	0	0
DINGIDHAR	0	0	0	0	0	0	0	0	0	0	0	0
GUNCHAWA	0	0	0	0	0	0	0	0	0	0	0	0
MUNGRIK	0	0	0	0	0	0	0	0	0	0	0	0
NITHER	0	0	0	0	0	0	0	0	0	0	0	0
SUEDHAR	0	0	0	0	0	0	0	0	0	0	0	0
<b>Total</b>	<b>3</b>	<b>0</b>	<b>0</b>	<b>0</b>	<b>0</b>	<b>0</b>	<b>0</b>	<b>0</b>	<b>0</b>	<b>0</b>	<b>0</b>	<b>0</b>

**Table-3.7: Elders with Diploma**

Site	Age 55-60 yrs		Age 61-65 Yrs		Age 66 -70 Yrs		Age 71-75 Yrs		Age 76-80 Yrs		Age above 80 Yrs	
	M	F	M	F	M	F	M	F	M	F	M	F
BEHNA	0	0	0	0	0	0	0	0	0	0	0	0
DALASH	0	0	0	0	0	0	0	0	0	0	0	0
DEHRA	1	0	0	0	0	0	0	0	0	0	0	0
DINGIDHAR	1	0	0	0	0	0	0	0	0	0	0	0
GUNCHAWA	0	0	0	0	0	0	0	0	0	0	0	0
MUNGRIK	0	0	0	0	0	0	0	0	0	0	0	0
NITHER	0	0	0	0	0	0	0	0	0	0	0	0
SUEDHAR	0	0	0	0	0	0	0	0	0	0	0	0
<b>Total</b>	<b>2</b>	<b>0</b>	<b>0</b>	<b>0</b>	<b>0</b>	<b>0</b>	<b>0</b>	<b>0</b>	<b>0</b>	<b>0</b>	<b>0</b>	<b>0</b>

#### 4. Occupation of Elder Members: Unit – Luhri 2 MMU (1234)

**Table-4.1: Elders Category who are Not Economically Active**

Occupation	Age 55-60 yrs		Age 61-65 yrs		Age 66-70 yrs		Age 71-75 yrs		Age 76-80 yrs		Age above 80 Yrs	
	M	F	M	F	M	F	M	F	M	F	M	F
Nil	12	17	13	20	8	22	7	21	10	9	9	13
House wife	1	171	0	83	0	37	0	15	0	6	0	1
Pensioner	12	27	20	9	18	7	12	7	5	9	2	6
S S Pensioner	0	0	0	0	0	0	0	0	0	0	0	0
<b>Total</b>	<b>25</b>	<b>215</b>	<b>33</b>	<b>112</b>	<b>26</b>	<b>66</b>	<b>19</b>	<b>43</b>	<b>15</b>	<b>24</b>	<b>11</b>	<b>20</b>
<b>% age</b>	<b>2.20</b>	<b>18.89</b>	<b>2.90</b>	<b>9.84</b>	<b>2.28</b>	<b>5.80</b>	<b>1.67</b>	<b>3.78</b>	<b>1.32</b>	<b>2.11</b>	<b>0.97</b>	<b>1.76</b>

**Table-4.2: Working Elders**

Occupation	Age 55-60 yrs		Age 61-65 yrs		Age 66-70 yrs		Age 71-75 yrs		Age 76-80 yrs		Age above 80 Yrs	
	M	F	M	F	M	F	M	F	M	F	M	F
Daily wage	7	0	2	0	3	0	0	0	0	0	0	0
Business	4	0	1	0	0	0	1	0	0	0	0	0
Service	65	6	17	2	10	1	4	1	0	1	0	0
Farmer	125	31	83	21	50	15	31	6	18	9	6	6
Artisan	2	0	0	0	1	0	0	0	0	0	0	0
<b>Total</b>	<b>203</b>	<b>37</b>	<b>103</b>	<b>23</b>	<b>64</b>	<b>16</b>	<b>36</b>	<b>7</b>	<b>18</b>	<b>10</b>	<b>6</b>	<b>6</b>
<b>% age</b>	<b>17.84</b>	<b>3.25</b>	<b>9.05</b>	<b>2.02</b>	<b>5.62</b>	<b>1.41</b>	<b>3.16</b>	<b>0.62</b>	<b>1.58</b>	<b>0.88</b>	<b>0.53</b>	<b>0.53</b>



**5. Type of Disabilities in Elders: Unit: Luhri 1 MMU (1233)**

**Table-5.1: Disabilities in Elders (Summary)**

Disability in Elders	Blind	Hearing impaired	Speaking	Hand	Leg	Mental Problem
Site Name						
BEHNA	0	0	0	0	0	0
DALASH	2	0	1	3	3	0
DEHRA	12	9	1	8	11	3
DINGIDHAR	0	0	0	0	0	0
GUNCHAWA	0	0	0	0	0	0
MUNGRIK	0	0	0	0	0	0
NITHER	3	0	0	1	4	1
SUEDHAR	0	0	1	0	0	0
<b>Total</b>	<b>17</b>	<b>9</b>	<b>3</b>	<b>12</b>	<b>18</b>	<b>4</b>
<b>% age</b>	<b>1.49</b>	<b>0.79</b>	<b>0.26</b>	<b>1.05</b>	<b>1.58</b>	<b>0.35</b>

**Village wise disability in Elders with Age category**

**Table-5.2: Disability related to Hand in Elders**

Village	55-60 yrs		61-65 Yrs		66-70 Yrs		71-75 Yrs		76-80 Yrs		> 80 Yrs		Total	
	M	F	M	F	M	F	M	F	M	F	M	F	M	F
BEHNA	-	-	-	-	-	-	-	-	-	-	-	-	-	-
DALASH	1	-	-	-	-	-	-	1	-	1	-	-	1	2
DEHRA	1	2	2	2	1	-	-	-	-	-	-	-	4	4
DINGIDHAR	-	-	-	-	-	-	-	-	-	-	-	-	-	-
GUNCHAWA	-	-	-	-	-	-	-	-	-	-	-	-	-	-
MUNGRIK	-	-	-	-	-	-	-	-	-	-	-	-	-	-
NITHER	-	-	-	1	-	-	-	-	-	-	-	-	-	1
SUEDHAR	-	-	-	-	-	-	-	-	-	-	-	-	-	-
<b>Total</b>	<b>2</b>	<b>2</b>	<b>2</b>	<b>3</b>	<b>1</b>	<b>-</b>	<b>-</b>	<b>1</b>	<b>-</b>	<b>1</b>	<b>-</b>	<b>-</b>	<b>5</b>	<b>7</b>
<b>% age</b>	<b>0.18</b>	<b>0.18</b>	<b>0.18</b>	<b>0.26</b>	<b>0.09</b>	<b>-</b>	<b>-</b>	<b>0.09</b>	<b>-</b>	<b>0.09</b>	<b>-</b>	<b>-</b>	<b>0.44</b>	<b>0.62</b>

**Table-5.3: Blindness among Elders**

Village	55-60 yrs		61-65 Yrs		66-70 Yrs		71-75 Yrs		76-80 Yrs		> 80 Yrs		Total	
	M	F	M	F	M	F	M	F	M	F	M	F	M	F
BEHNA	-	-	-	-	-	-	-	-	-	-	-	-	-	-
DALASH	-	-	-	-	-	-	-	-	1	1	-	-	1	1
DEHRA	1	3	1	-	-	3	-	1	1	-	-	2	3	9
DINGIDHAR	-	-	-	-	-	-	-	-	-	-	-	-	-	-
GUNCHAWA	-	-	-	-	-	-	-	-	-	-	-	-	-	-
MUNGRIK	-	-	-	-	-	-	-	-	-	-	-	-	-	-
NITHER	-	-	-	-	1	-	-	-	1	-	1	-	3	-
SUEDHAR	-	-	-	-	-	-	-	-	-	-	-	-	-	-
<b>Total</b>	<b>1</b>	<b>3</b>	<b>1</b>	<b>-</b>	<b>1</b>	<b>3</b>	<b>-</b>	<b>1</b>	<b>3</b>	<b>1</b>	<b>1</b>	<b>2</b>	<b>7</b>	<b>10</b>
<b>% age</b>	<b>0.09</b>	<b>0.26</b>	<b>0.09</b>	<b>-</b>	<b>0.09</b>	<b>0.26</b>	<b>-</b>	<b>0.09</b>	<b>0.26</b>	<b>0.09</b>	<b>0.09</b>	<b>0.18</b>	<b>0.62</b>	<b>0.88</b>

**Table-5.4: Disability related to Hearing impaired in Elders**

Village	55-60 yrs		61-65 Yrs		66-70 Yrs		71-75 Yrs		76-80 Yrs		> 80 Yrs		Total	
	M	F	M	F	M	F	M	F	M	F	M	F	M	F
BEHNA	-	-	-	-	-	-	-	-	-	-	-	-	-	-
DALASH	-	-	-	-	-	-	-	-	-	-	-	-	-	-
DEHRA	1	1	-	2	1	1	-	-	1	1	1	-	4	5
DINGIDHAR	-	-	-	-	-	-	-	-	-	-	-	-	-	-
GUNCHAWA	-	-	-	-	-	-	-	-	-	-	-	-	-	-
MUNGRIK	-	-	-	-	-	-	-	-	-	-	-	-	-	-
NITHER	-	-	-	-	-	-	-	-	-	-	-	-	-	-
SUEDHAR	-	-	-	-	-	-	-	-	-	-	-	-	-	-
<b>Total</b>	<b>1</b>	<b>1</b>	<b>-</b>	<b>2</b>	<b>1</b>	<b>1</b>	<b>-</b>	<b>-</b>	<b>1</b>	<b>1</b>	<b>1</b>	<b>-</b>	<b>4</b>	<b>5</b>
<b>% age</b>	<b>0.09</b>	<b>0.09</b>	<b>-</b>	<b>0.18</b>	<b>0.09</b>	<b>0.09</b>	<b>-</b>	<b>-</b>	<b>0.09</b>	<b>0.09</b>	<b>0.09</b>	<b>-</b>	<b>0.35</b>	<b>0.44</b>

**Table-5.5: Disability related to Leg in Elders**

Village	55-60 yrs		61-65 Yrs		66-70 Yrs		71-75 Yrs		76-80 Yrs		> 80 Yrs		Total	
	M	F	M	F	M	F	M	F	M	F	M	F	M	F
BEHNA	-	-	-	-	-	-	-	-	-	-	-	-	-	-
DALASH	-	-	-	-	-	-	-	1	-	2	-	-	-	3
DEHRA	2	2	-	2	3	-	2	-	-	-	-	-	7	4
DINGIDHAR	-	-	-	-	-	-	-	-	-	-	-	-	-	-
GUNCHAWA	-	-	-	-	-	-	-	-	-	-	-	-	-	-
MUNGRIK	-	-	-	-	-	-	-	-	-	-	-	-	-	-
NITHER	-	1	2	1	-	-	-	-	-	-	-	-	2	2
SUEDHAR	-	-	-	-	-	-	-	-	-	-	-	-	-	-
<b>Total</b>	<b>2</b>	<b>3</b>	<b>2</b>	<b>3</b>	<b>3</b>	<b>-</b>	<b>2</b>	<b>1</b>	<b>-</b>	<b>2</b>	<b>-</b>	<b>-</b>	<b>9</b>	<b>9</b>
<b>% age</b>	<b>0.18</b>	<b>0.26</b>	<b>0.18</b>	<b>0.26</b>	<b>0.26</b>	<b>-</b>	<b>0.18</b>	<b>0.09</b>	<b>-</b>	<b>0.18</b>	<b>-</b>	<b>-</b>	<b>0.79</b>	<b>0.79</b>

**Table-5.6: Mental Disability in Elders**

Village	55-60 yrs		61-65 Yrs		66-70 Yrs		71-75 Yrs		76-80 Yrs		> 80 Yrs		Total	
	M	F	M	F	M	F	M	F	M	F	M	F	M	F
BEHNA	-	-	-	-	-	-	-	-	-	-	-	-	-	-
DALASH	-	-	-	-	-	-	-	-	-	-	-	-	-	-
DEHRA	1	-	-	-	1	-	1	-	-	-	-	-	3	-
DINGIDHAR	-	-	-	-	-	-	-	-	-	-	-	-	-	-
GUNCHAWA	-	-	-	-	-	-	-	-	-	-	-	-	-	-
MUNGRIK	-	-	-	-	-	-	-	-	-	-	-	-	-	-
NITHER	-	-	-	-	1	-	-	-	-	-	-	-	1	-
SUEDHAR	-	-	-	-	-	-	-	-	-	-	-	-	-	-
<b>Total</b>	<b>1</b>	<b>-</b>	<b>-</b>	<b>-</b>	<b>2</b>	<b>-</b>	<b>1</b>	<b>-</b>	<b>-</b>	<b>-</b>	<b>-</b>	<b>-</b>	<b>4</b>	<b>-</b>
<b>% age</b>	<b>0.09</b>	<b>-</b>	<b>-</b>	<b>-</b>	<b>0.18</b>	<b>-</b>	<b>0.09</b>	<b>-</b>	<b>-</b>	<b>-</b>	<b>-</b>	<b>-</b>	<b>0.35</b>	<b>-</b>

**Table-5.7: Disability related to Speaking in Elders**

Village	55-60 yrs		61-65 Yrs		66-70 Yrs		71-75 Yrs		76-80 Yrs		> 80 Yrs		Total	
	M	F	M	F	M	F	M	F	M	F	M	F	M	F
BEHNA	-	-	-	-	-	-	-	-	-	-	-	-	-	-
DALASH	-	-	-	1	-	-	-	-	-	-	-	-	-	1
DEHRA	-	-	-	-	-	-	-	-	-	1	-	-	-	1
DINGIDHAR	-	-	-	-	-	-	-	-	-	-	-	-	-	-
GUNCHAWA	-	-	-	-	-	-	-	-	-	-	-	-	-	-
MUNGRIK	-	-	-	-	-	-	-	-	-	-	-	-	-	-
NITHER	-	-	-	-	-	-	-	-	-	-	-	-	-	-
SUEDHAR	-	1	-	-	-	-	-	-	-	-	-	-	-	1
<b>Total</b>	-	<b>1</b>	-	<b>1</b>	-	-	-	-	-	<b>1</b>	-	-	-	<b>3</b>
<b>% age</b>	-	<b>0.09</b>	-	<b>0.09</b>	-	-	-	-	-	<b>0.09</b>	-	-	-	<b>0.26</b>

**6. Habits in Elders: Unit: Luhri 2 MMU (1234)**

**Table-6.1: Habits in Elders (Summary)**

Village	Cigarettes		Beedi		Tobacco		Gutkha		Opium		Locally brewed		Foreign Liquor	
	M	F	M	F	M	F	M	F	M	F	M	F	M	F
BEHNA	1	-	2	-	-	-	-	-	-	-	1	-	1	-
DALASH	7	-	42	4	-	-	-	-	1	-	1	-	8	-
DEHRA	8	-	51	6	-	-	-	-	-	-	-	-	4	-
DINGIDHAR	-	-	-	-	-	-	-	-	-	-	-	-	-	-
GUNCHAWA	-	-	-	-	-	-	-	-	-	-	-	-	-	-
MUNGRIK	-	-	-	-	-	-	-	-	-	-	-	-	-	-
NITHER	2	-	73	1	-	-	-	-	-	-	22	-	3	-
SUEDHAR	-	-	11	1	-	-	-	-	-	-	-	-	1	-
<b>Total</b>	<b>18</b>	-	<b>179</b>	<b>12</b>	-	-	-	-	<b>1</b>	-	<b>24</b>	-	<b>17</b>	-
<b>% with Total Elders</b>	<b>1.6</b>	-	<b>15.7</b>	<b>1.1</b>	-	-	-	-	<b>0.1</b>	-	<b>2.1</b>	-	<b>1.5</b>	-

**Village wise Habits in Elders**

**Table-6.2: Cigarettes Smoking Elders**

Site	Cigarettes		%	
	M	F	M	F
BEHNA	1	-	5.56	-
DALASH	7	-	38.89	-
DEHRA	8	-	44.44	-
DINGIDHAR	-	-	-	-
GUNCHAWA	-	-	-	-
MUNGRIK	-	-	-	-
NITHER	2	-	11.11	-
SUEDHAR	-	-	-	-
<b>Total</b>	<b>18</b>	-	<b>100.00</b>	-
<b>% with Total Elders in MMU Sites</b>	<b>1.58</b>	-		

**Table-6.3: Beedi Smoking Elders**

Site	Beedi		%	
	M	F	M	F
BEHNA	2	-	1.05	-
DALASH	42	4	21.99	2.1
DEHRA	51	6	26.70	3.1
DINGIDHAR	-	-	-	-
GUNCHAWA	-	-	-	-
MUNGRIK	-	-	-	-
NITHER	73	1	38.22	0.5
SUEDHAR	11	1	5.76	0.5
<b>Total</b>	<b>179</b>	<b>12</b>	<b>93.72</b>	<b>6.3</b>
<b>% with Total Elders in MMU Sites</b>	<b>15.73</b>	<b>1.05</b>		

**Table-6.4: Tobacco Chewing Elders**

Site	Tobacco		%	
	M	F	M	F
BEHNA	-	-	-	-
DALASH	-	-	-	-
DEHRA	-	-	-	-
DINGIDHAR	-	-	-	-
GUNCHAWA	-	-	-	-
MUNGRIK	-	-	-	-
NITHER	-	-	-	-
SUEDHAR	-	-	-	-
<b>Total</b>	<b>-</b>	<b>-</b>	<b>-</b>	<b>-</b>
<b>% with Total Elders in MMU Sites</b>	<b>-</b>	<b>-</b>		

**Table-6.5: Gutkha Consuming Elders**

Site	Gutkha		%	
	M	F	M	F
BEHNA	-	-	-	-
DALASH	-	-	-	-
DEHRA	-	-	-	-
DINGIDHAR	-	-	-	-
GUNCHAWA	-	-	-	-
MUNGRIK	-	-	-	-
NITHER	-	-	-	-
SUEDHAR	-	-	-	-
<b>Total</b>	<b>-</b>	<b>-</b>	<b>-</b>	<b>-</b>
<b>% with Total Elders in MMU Sites</b>	<b>-</b>	<b>-</b>		

**Table-6.6: Opium Consuming Elders**

Site	Opium		%	
	M	F	M	F
BEHNA	-	-	-	-
DALASH	1	-	100.00	-
DEHRA	-	-	-	-
DINGIDHAR	-	-	-	-
GUNCHAWA	-	-	-	-
MUNGRIK	-	-	-	-
NITHER	-	-	-	-
SUEDHAR	-	-	-	-
<b>Total</b>	<b>1</b>	<b>-</b>	<b>100.00</b>	<b>-</b>
<b>% with Total Elders in MMU Sites</b>	<b>0.09</b>	<b>-</b>		

**Table-6.7: Elders consuming locally brewed Alcohol**

Site	locally brewed Alcohol		%	
	M	F	M	F
BEHNA	1	-	4.17	-
DALASH	1	-	4.17	-
DEHRA	-	-	-	-
DINGIDHAR	-	-	-	-
GUNCHAWA	-	-	-	-
MUNGRIK	-	-	-	-
NITHER	22	-	91.67	-
SUEDHAR	-	-	-	-
<b>Total</b>	<b>24</b>	<b>-</b>	<b>100.00</b>	<b>-</b>
<b>% with Total Elders in MMU Sites</b>	<b>2.11</b>	<b>-</b>		

**Table-6.8: Elders consuming Foreign Liquor**

Site	Foreign Liquor		%	
	M	F	M	F
Behna	1	-	5.88	-
Dalash	8	-	47.06	-
Dehra	4	-	23.53	-
Dingidhar	-	-	-	-
Gunchawa	-	-	-	-
Mungrik	-	-	-	-
Nither	3	-	17.65	-
Suedhar	1	-	5.88	-
<b>Total</b>	<b>17</b>	<b>-</b>	<b>100.00</b>	<b>-</b>
<b>% with Total Elders in MMU Sites</b>	<b>1.49</b>	<b>-</b>		

## 7. Diseases in Elders: Unit- Luhri 2 MMU (1234)

**Table-7.1: Diseases in Elders (Summary)**

Site	Diabetes		Allergies		Asthma		Heart Problem		Tuber-culosis		Hyper-tension		Joint Pain		Ulcer	
	M	F	M	F	M	F	M	F	M	F	M	F	M	F	M	F
BEHNA	4	0	1	1	2	0	2	0	0	0	18	9	25	10	1	0
DALASH	3	1	2	1	15	2	0	0	0	0	53	31	89	45	0	0
DEHRA	8	9	6	6	10	4	7	4	0	0	28	48	43	73	3	1
DINGIDHAR	1	0	1	1	2	0	1	1	0	0	4	0	8	1	0	0
GUNCHAWA	1	0	1	0	0	0	0	1	0	0	5	2	8	5	0	0
MUNGRIK	0	0	0	0	0	0	0	0	0	0	1	0	4	1	0	0
NITHER	29	12	1	0	10	2	1	1	0	0	39	11	64	24	1	2
SUEDHAR	0	0	1	0	0	0	0	0	0	0	25	14	26	13	0	0
<b>Total</b>	<b>46</b>	<b>22</b>	<b>13</b>	<b>9</b>	<b>39</b>	<b>8</b>	<b>11</b>	<b>7</b>	<b>0</b>	<b>0</b>	<b>173</b>	<b>115</b>	<b>267</b>	<b>172</b>	<b>5</b>	<b>3</b>
<b>% to Tot. Elders</b>	<b>4.04</b>	<b>1.93</b>	<b>1.14</b>	<b>0.79</b>	<b>3.43</b>	<b>0.70</b>	<b>0.97</b>	<b>0.62</b>	<b>0.00</b>	<b>0.00</b>	<b>15.20</b>	<b>10.11</b>	<b>23.46</b>	<b>15.11</b>	<b>0.44</b>	<b>0.26</b>

### Village wise Diseases in Elders

**Table-7.2: Elders suffering from Diabetes**

Site	Male	Female	% M	% F
BEHNA	4	0	5.88	0.00
DALASH	3	1	4.41	1.47
DEHRA	8	9	11.76	13.24
DINGIDHAR	1	0	1.47	0.00
GUNCHAWA	1	0	1.47	0.00
MUNGRIK	0	0	0.00	0.00
NITHER	29	12	42.65	17.65
SUEDHAR	0	0	0.00	0.00
<b>Total</b>	<b>46</b>	<b>22</b>	<b>67.65</b>	<b>32.35</b>
<b>% age to Total Elders</b>	<b>4.04</b>	<b>1.93</b>		

**Table-7.3: Elders suffering from Allergies**

Site	Male	Female	% M	% F
BEHNA	1	1	4.55	4.55
DALASH	2	1	9.09	4.55
DEHRA	6	6	27.27	27.27
DINGIDHAR	1	1	4.55	4.55
GUNCHAWA	1	0	4.55	0.00
MUNGRIK	0	0	0.00	0.00
NITHER	1	0	4.55	0.00
SUEDHAR	1	0	4.55	0.00
<b>Total</b>	<b>13</b>	<b>9</b>	<b>59.09</b>	<b>40.91</b>
<b>%age to Total Elders</b>	<b>1.14</b>	<b>0.79</b>		

**Table-7.4: Elders suffering from Asthma**

Site	Male	Female	% M	% F
BEHNA	2	0	4.26	0.00
DALASH	15	2	31.91	4.26
DEHRA	10	4	21.28	8.51
DINGIDHAR	2	0	4.26	0.00
GUNCHAWA	0	0	0.00	0.00
MUNGRIK	0	0	0.00	0.00
NITHER	10	2	21.28	4.26
SUEDHAR	0	0	0.00	0.00
<b>Total</b>	<b>39</b>	<b>8</b>	<b>82.98</b>	<b>17.02</b>
<b>%age to Total Elders</b>	<b>3.43</b>	<b>0.70</b>		

**Table-7.5: Elders suffering from Heart Problem**

Site	Male	Female	% M	% F
BEHNA	2	0	11.11	0.00
DALASH	0	0	0.00	0.00
DEHRA	7	4	38.89	22.22
DINGIDHAR	1	1	5.56	5.56
GUNCHAWA	0	1	0.00	5.56
MUNGRIK	0	0	0.00	0.00
NITHER	1	1	5.56	5.56
SUEDHAR	0	0	0.00	0.00
<b>Total</b>	<b>11</b>	<b>7</b>	<b>61.11</b>	<b>38.89</b>
<b>%age to Total Elders</b>	<b>0.97</b>	<b>0.62</b>		

**Table-7.6: Elders suffering from Tuberculosis**

Site	Male	Female	% M	% F
BEHNA	-	-	-	-
DALASH	-	-	-	-
DEHRA	-	-	-	-
DINGIDHAR	-	-	-	-
GUNCHAWA	-	-	-	-
MUNGRIK	-	-	-	-
NITHER	-	-	-	-
SUEDHAR	-	-	-	-
<b>Total</b>	<b>-</b>	<b>-</b>	<b>-</b>	<b>-</b>
<b>%age to Total Elders</b>	<b>-</b>	<b>-</b>		

**Table-7.7: Elders suffering from Hypertension**

Site	Male	Female	% M	% F
BEHNA	18	9	6.25	3.13
DALASH	53	31	18.40	10.76
DEHRA	28	48	9.72	16.67
DINGIDHAR	4	-	1.39	0.00
GUNCHAWA	5	2	1.74	0.69
MUNGRIK	1	-	0.35	0.00
NITHER	39	11	13.54	3.82
SUEDHAR	25	14	8.68	4.86
<b>Total</b>	<b>173</b>	<b>115</b>	<b>60.07</b>	<b>39.93</b>
<b>%age to Total Elders</b>	<b>15.20</b>	<b>10.11</b>		

**Table-7.8: Elders suffering from Joint Pain**

Site	Male	Female	% M	% F
BEHNA	25	10	5.69	2.28
DALASH	89	45	20.27	10.25
DEHRA	43	73	9.79	16.63
DINGIDHAR	8	1	1.82	0.23
GUNCHAWA	8	5	1.82	1.14
MUNGRIK	4	1	0.91	0.23
NITHER	64	24	14.58	5.47
SUEDHAR	26	13	5.92	2.96
<b>Total</b>	<b>267</b>	<b>172</b>	<b>60.82</b>	<b>39.18</b>
<b>%age to Total Elders</b>	<b>23.46</b>	<b>15.11</b>		

**Table-7.9: Elders suffering from Ulcer**

Site	Male	Female	% M	% F
BEHNA	1	-	12.50	0.00
DALASH	-	-	0.00	0.00
DEHRA	3	1	37.50	12.50
DINGIDHAR	-	-	0.00	0.00
GUNCHAWA	-	-	0.00	0.00
MUNGRIK	-	-	0.00	0.00
NITHER	1	2	12.50	25.00
SUEDHAR	-	-	0.00	0.00
<b>Total</b>	<b>5</b>	<b>3</b>	<b>62.50</b>	<b>37.50</b>
<b>%age to Total Elders</b>	<b>0.44</b>	<b>0.26</b>		



**8. Monthly Income of families – Unit- Luhri 2 MMU (1234)**

Income Range	Families	%age
Income Not Recorded	32	2.8%
<=Rs. 1,500	349	30.7%
Rs. 1,501 - Rs.2,000	70	6.2%
Rs. 2,001 - Rs. 5,000	241	21.2%
Rs. 5,001 - Rs. 10,000	154	13.5%
Rs. 10,001 - Rs. 20,000	153	13.4%
Rs. 20,001 - Rs. 50,000	120	10.5%
> Rs. 50,000	19	1.7%
<b>Total</b>	<b>1138</b>	<b>100.0%</b>

